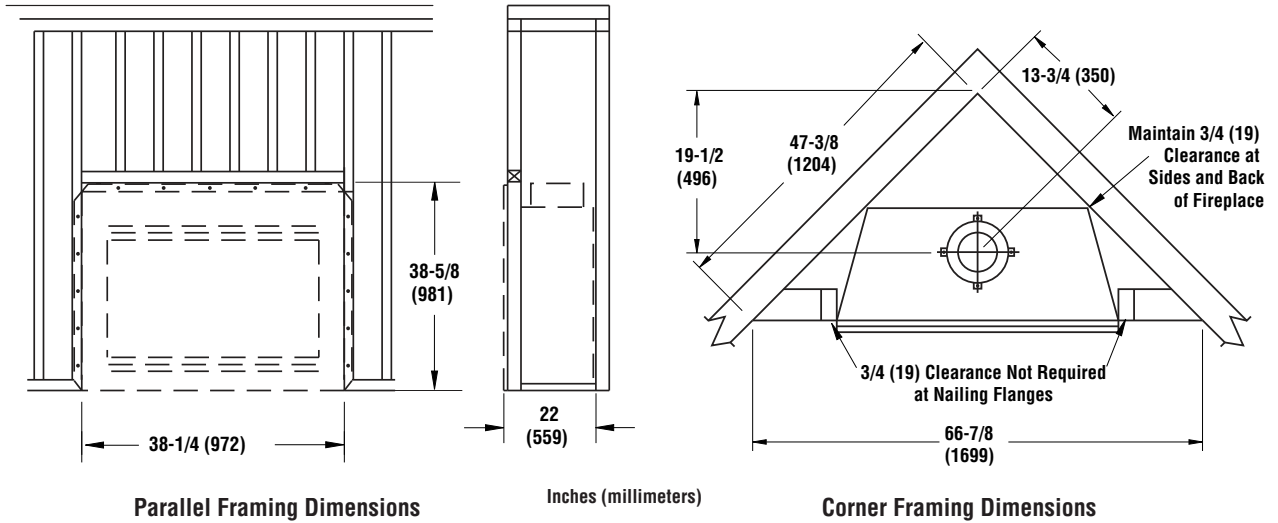


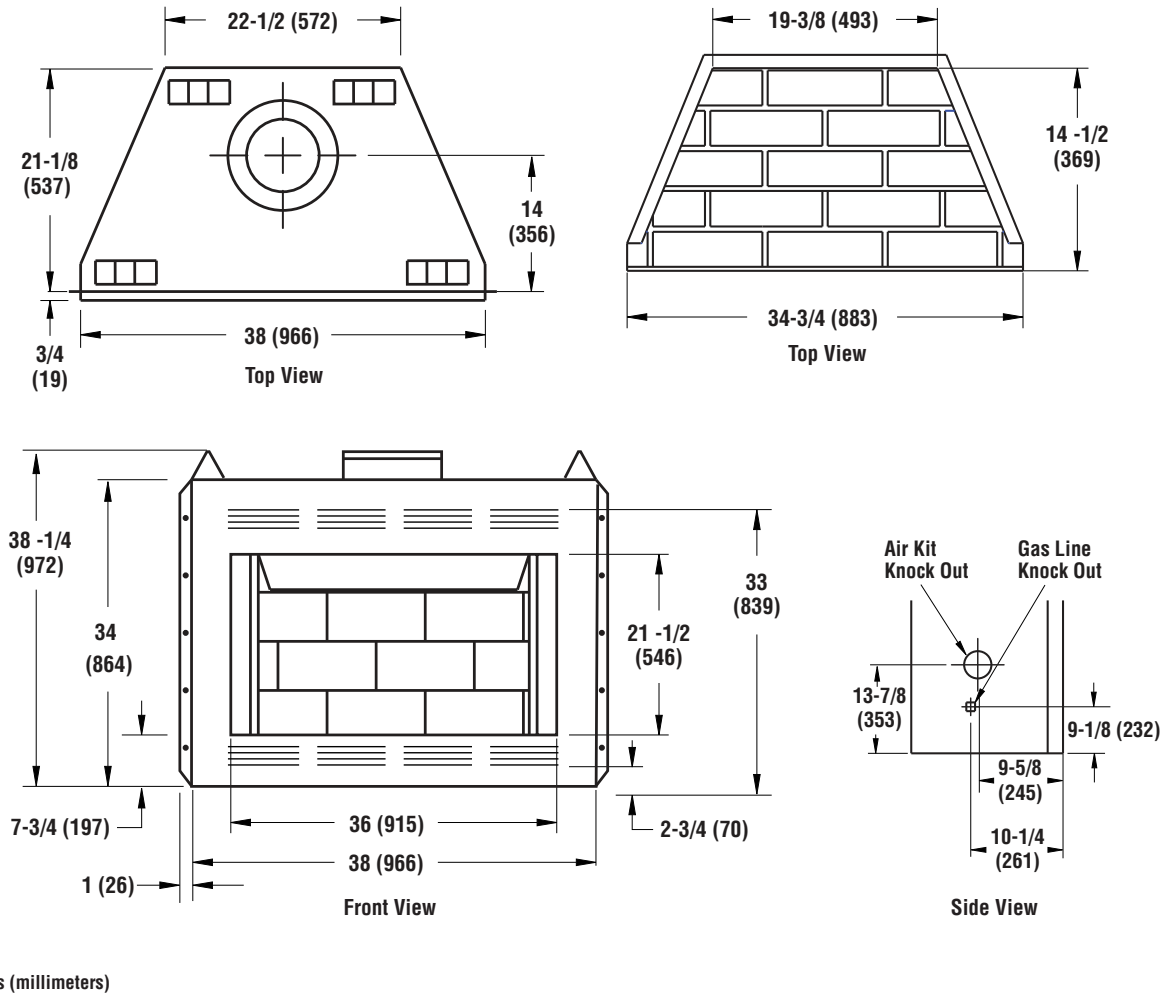
WRT2036 AND WCT2036 SERIES

WOOD-BURNING FIREPLACES

Framing Dimensions



Fireplace Dimensions



NOTE: DIAGRAMS & ILLUSTRATIONS ARE NOT TO SCALE.

WRT2036 AND WCT2036 SERIES

Product Information

Product Reference Information				
Cat. No.	Model	Desc.	Shipping Weight	Shipping Volume
F0683	WRT2036WS	Radiant	150 lb.	19.4
F0684	WRT2036WSI	Radiant	150 lb.	19.4
F0685	WCT2036WS	Louvered	150 lb.	18.4
F0686	WCT2036WSI	Louvered	150 lb.	18.4

Listing Information



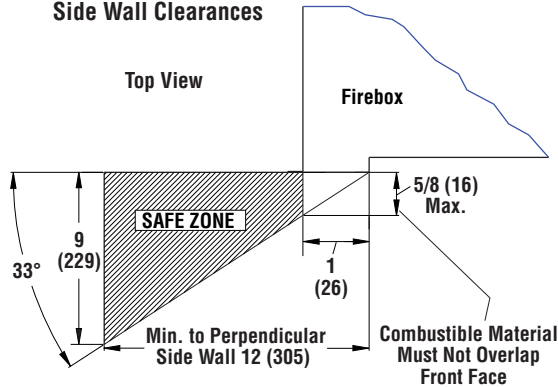
This fireplace has been tested and approved by PFS Corporation under UL127/ULC-S610 standard as a Factory Built Appliance and may be used with gas logs approved to ANSI Z21.60, Z21.84 or Z21.11.2 standards.

Clearances

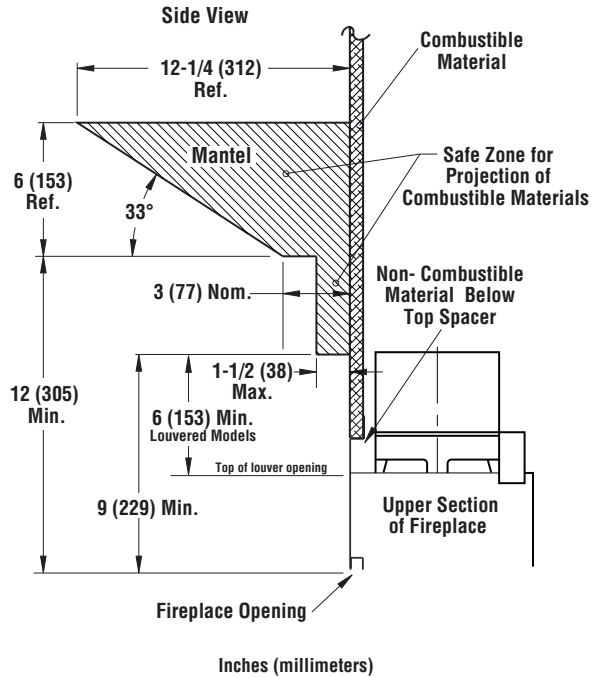
Clearances to Combustibles	
Description	Min. Clearance
Back and sides of fireplace	3/4 (19)*
Floor	0 (0)**
Perpendicular wall to opening	14 (356)
Top spacers	0 (0)
Chimney outer pipe surface	1 (26)

* Not required at nailing flanges
 ** See step 2 of Framing in the Installation and Operation Manual

Side Wall Clearances



Mantel Clearances



Venting

Venting
 Uses Standard (8DM) and Hi-Temp (8HT) Wood-Burning Chimney. For Canada Use 8HT Chimney

