

BOULEVARD 60-INCH & 72-INCH
Linear Vent-Free Fireplaces



Boulevard

Boulevard 72-inch Vent-Free Linear Fireplace with Black Reflective Glass Liner and Crushed Glass



Boulevard 60-inch Vent-Free Linear Fireplace with Stainless Steel Liner, Crushed Glass, and Log Set with Rocks



The programmable LED lighting system offers a variety of colors.

BEYOND BOLD

Sometimes a fireplace goes beyond just the flame . . . and becomes art

With its outsize proportions, its contemporary burner, and its programmable lighting system concealed beneath an ocean of crushed glass, a Boulevard Linear Vent-Free Fireplace makes a bold statement that's sure to turn heads in any setting. Choose the Boulevard 60 in single-sided or see-through, or Boulevard 72 – as in a true five foot or six foot fireplace opening. Both systems are available in Propane (38,500 BTUs) and Natural Gas (40,000 BTUs).

Options Abound

Accessorize your Boulevard fireplace with the unique ceramic glass black reflective liner to create the illusion of unimaginable depth; or for single-sided models, opt for the stainless steel liner for a brighter contemporary feel.

Choose a decorative 1½-inch beveled front in matte black, a simple black ¾-inch frame, or have your contractor install tile, stone or plaster right to the fireplace opening— the ultimate in design simplicity.

The Boulevard 60 See-Through can be installed between two interior rooms, or on an exterior wall using the stainless steel outdoor kit which includes a window and barrier screen. See manual for specific framing requirements.

Your Boulevard requires clear crushed glass to cover the lighting system. Create a beachfront cottage look with the driftwood log set – perfectly proportioned to the Boulevard's lines – plus an assortment of stones. The logs and stones are molded from ceramic fiber and hand painted for rich detail. A fine mesh barrier screen comes standard with each model.

Heat and Fire

At up to 40,000 BTUs and 99-percent efficient, your new Boulevard fireplace can warm a large room with ease. Thanks to its advanced technology, you control the temperature and the ambiance. A wall-mounted LED light control and remote receiver modules are included with your Boulevard fireplace.

The Boulevard's Intermittent Pilot system eliminates the standing pilot – saving energy and your money. When you want fire, press the button – or just let the programmable thermostat maintain your desired room temperature. Thanks to its advanced logic, the thermostat remote control anticipates heat demand and varies flame height to minimize temperature fluctuations in the room. In the event of a power outage, your Boulevard fireplace can operate on battery backup mode.

Beautiful, elegant, and efficient . . . your Boulevard fireplace will add value, ambiance, and warmth to your home.



The Boulevard 60 See-Through installs as a conventional see-through on an interior wall, but also works as an indoor/outdoor see-through on an exterior wall (requires DFEV60SS stainless steel frame for outside wall).

DECORATIVE MEDIA (REQUIRED)

Crushed decorative glass is required. Start with Clear Frost, Copper Reflective, or Bronze Reflective, which allow the LED lighting to show from under the burner. Additional decorative media is optional and may be used for accent only.




Clear Frost Crushed



Copper Reflective Crushed




Bronze Reflective Crushed



Blue Clear Crushed



Black Polished Crushed



Sangria Luster Droplets




Glacier Ice Droplets



Accent Pebbles

LINERS (OPTIONAL)



Stainless Steel
(Single sided models only)



Black Reflective Glass

TRIM KITS (OPTIONAL)



L to R: 3/4-inch Matte Black Trim;
1 1/2-inch Beveled Front in Matte Black

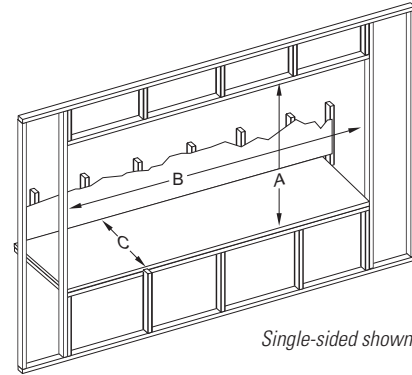


FRAMING DIMENSIONS

	VFLB60FP	VFLB60SP	VFLB72FP
A	41-5/8	41-5/8	41-5/8
B	66-1/2	66-1/2	78-1/2
C	11-1/2	12*	11-1/2

Measurements given in inches.

*Dimensions may vary based on install. See manual.



Single-sided shown

WARRANTY: All vent-free products carry a five-year limited warranty with a five-year limited labor warranty. All remote controls and lighting systems carry a one-year limited warranty.

Empire is committed to continuous product improvement; specifications are subject to change without notice. Dimensions in this brochure are approximate; read and follow the framing dimensions in the owners manual supplied with your Empire product.

Refer to your Owner's Manual for complete installation and safety information.

Authorized Dealer:

Member of the following industry associations:



This appliance is design-certified to the ANSI standard by:



SINCE 1932

918 Freeburg Avenue
 Belleville, IL 62220
info@empirecomfort.com