

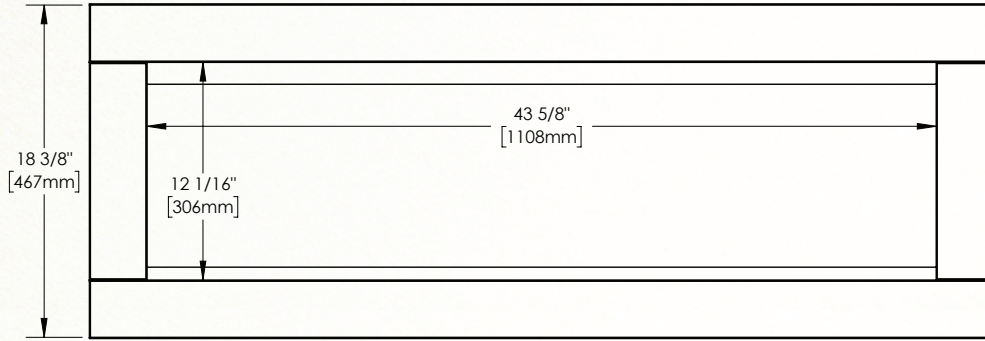
# Specifications

Product Code	BTU's (Input)	Watts	Voltage	Amps	Height		Front Width		Depth		Glass Viewing Area	
					Actual	Framing	Actual	Framing	Actual	Framing	Height	Width
NEFBD50HE	up to 10,000	up to 3,000	120/240V AC	15	18 1/2"	17 15/16"	50"	49"	9 1/16"	4 1/2" or 8" *	12 1/16"	43 5/8"

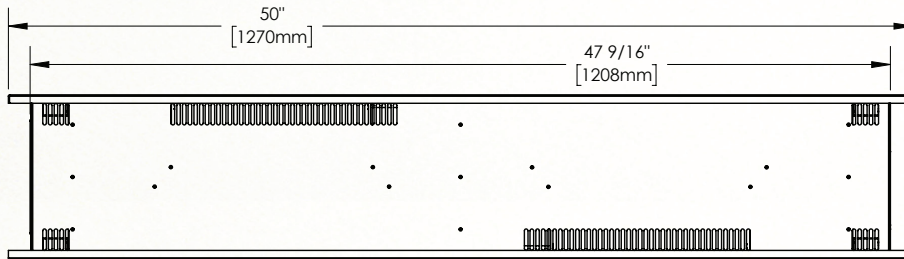
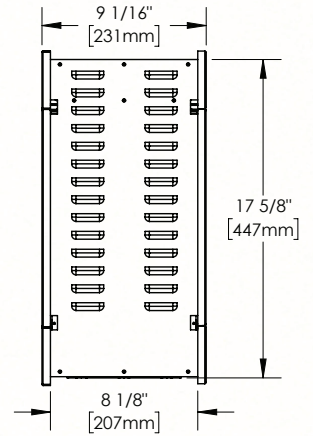
\* Framing Depth is dependent on thickness of wall.

Certified under Canadian and American National Standards

Figures may vary with individual conditions such as floor plan layout, insulation value/heat loss of the house and geographical location.



TOP VIEW



Authorized Dealer



24 Napoleon Road, Barrie, Ontario, Canada L4M 0G8  
 103 Miller Drive, Crittenden, Kentucky, USA 41030  
 7200 Trans Canada Highway, Montreal, Quebec, Canada H4T 1A3

Tel: 1-866-820-8686  
[napoleonfireplaces.com](http://napoleonfireplaces.com)



Consult your owner's manual for complete installation instructions, accurate framing dimensions and proper clearances to combustible material. Check all local and national building codes. All specifications are subject to change without prior notice due to on-going product improvements. Products may not be exactly as shown. Napoleon is a registered trademark of Wolf Steel Ltd. © Wolf Steel inc.

Printed in Canada  
 01/2020