

NAPOLEON
FIREPLACES

CLEARION™ ELITE SEE THRU ELECTRIC

INTRODUCING THE FIRST OF IT'S KIND
PATENT PENDING PRIVACY SETTING TECHNOLOGY!



napoleonfireplaces.com

CLEARion™ Elite See Thru Electric Fireplace

The CLEARion™ Elite See Thru Electric Fireplace is the first ever truly see through electric fireplace. A CLEARion™ Elite Electric Fireplace can be hardwired directly into your electrical system creating a seamlessly relaxing environment in two rooms. This unique fireplace can heat separate rooms at different rates, increasing the comfort of two spaces at the same time conveniently controlled with two remotes. A patent pending privacy mode allows you to change the transparency when privacy is desired. Customize this fireplace with either a sparkling crystal media ember bed or the hand-painted logs with Topaz glass embers; both sets are included. Illuminated from below by LED, color-changing lights, both ember bed styles glow with a luxurious feel that can be seen from both rooms.

Product Features

• The First Truly See Through Electric Fireplace with Privacy Mode Transparency Settings

- Created with **patent pending** technology
- Fireplace Opening Area: 18 3/8"h x 50"w (per side)
- Up to 10,000 BTU's and 3,000 Watts
- Warms up to 800 sq.ft.
- Hard wire to 120V or 240V
- Fifteen different ember bed color options; Orange, Red, Blue, Yellow, Green, Purple, Sky Blue, Purple/Red, White, Pink, Yellow/Green, Ice Blue, Orange/Red, Light Green, Magenta plus an autocycle setting
- Three flame color options; blue, orange and multi-color
- Five different flame speed options
- Logs and Topaz Glass Embers Included
- Crystal Media Included
- High intensity LED lights provide day or night intensity and require no servicing
- Full feature remote control included (controls flame speed, color, brightness, blower, heat output and timer)
- Two thin black powder coated surrounds included, one per side
- Optional black and stainless thick depth steel surrounds available for installations into a double 2x4 wall - COMING SOON

LOW ENERGY
LED
HIGH INTENSITY

Features / Options / Accessories



Crystal Media




Logs with Topaz Glass Embers



Control Panel



Transparency Settings
Full Transparent, Semi-Transparent & Opaque



Ember Bed Color Options

(Blue, Green, Ice Blue, Light Green, Magenta, Orange, Orange/Red, Purple, Pink, Purple/Red, Red, Sky Blue, White, Yellow, Yellow/Green)



Flame Color Options

(Orange, Blue and Multi-Colored)



Remote Control



TRANSPARENT

SEMI

OPAQUE

* Stainless surrounds coming soon

The CLEARion™ Elite Electric Fireplace is one of grandeur! A privacy mode allows users to control the transparency with three different settings. **Fully transparent** for a truly SEE THRU experience from one room to another. **Semi-transparent** creates a partially SEE THRU experience by blocking some light and detail. Lastly, the **opaque** setting completely blocks any visual to the adjoining room allowing full privacy when it is needed.



Electric Fireplace
Economical to Operate



Cost Efficient
Enhance a room for only pennies a day



Hard wire capable
Must be hard wired into existing home wiring



Eco-Friendly
Only heat the rooms you use most



ULTRA BRIGHT™ LED Lights
Provide day or night intensity



Multi-function remote
Controls flame brightness, color, speed, blower, heat output timer and more.



Adjustable Flame Color
Feature the option of orange, blue or a combination of both



Adjustable temperature
Adjust the heat being produced by choosing a temperature

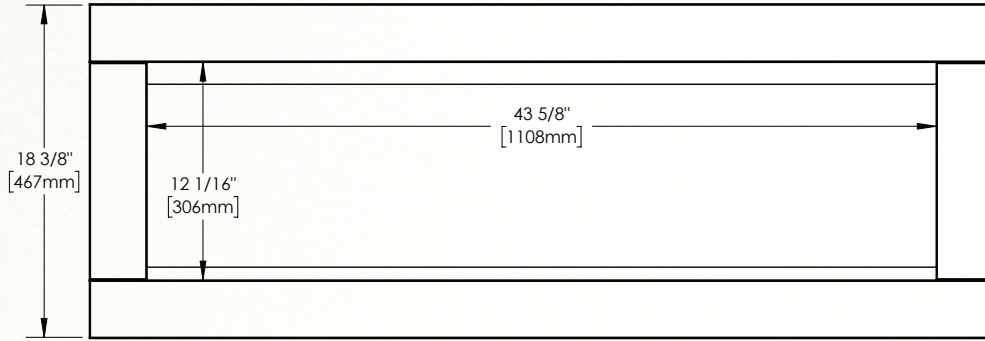
Specifications

Product Code	BTU's (Input)	Watts	Voltage	Amps	Height		Front Width		Depth		Glass Viewing Area	
					Actual	Framing	Actual	Framing	Actual	Framing	Height	Width
NEFBD50HE	up to 10,000	up to 3,000	120/240V AC	15	18 1/2"	17 15/16"	50"	49"	9 1/16"	4 1/2" or 8" *	12 1/16"	43 5/8"

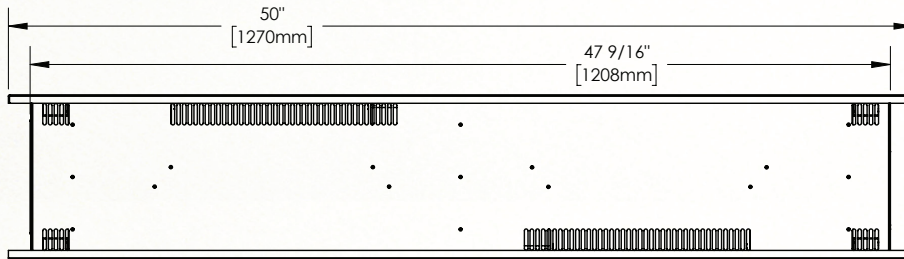
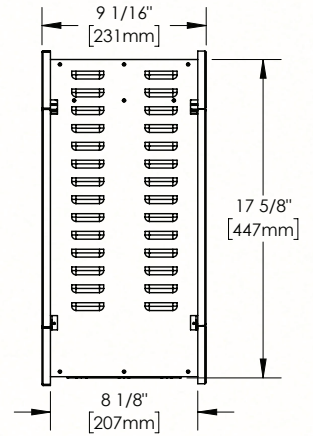
* Framing Depth is dependent on thickness of wall.

Certified under Canadian and American National Standards

Figures may vary with individual conditions such as floor plan layout, insulation value/heat loss of the house and geographical location.



TOP VIEW



Authorized Dealer



24 Napoleon Road, Barrie, Ontario, Canada L4M 0G8
 103 Miller Drive, Crittenden, Kentucky, USA 41030
 7200 Trans Canada Highway, Montreal, Quebec, Canada H4T 1A3

Tel: 1-866-820-8686
napoleonfireplaces.com



Consult your owner's manual for complete installation instructions, accurate framing dimensions and proper clearances to combustible material. Check all local and national building codes. All specifications are subject to change without prior notice due to on-going product improvements. Products may not be exactly as shown. Napoleon is a registered trademark of Wolf Steel Ltd. © Wolf Steel inc.

Printed in Canada
 01/2020