



OPTIONS & ACCESSORIES




Glacier Ice Droplets



Onyx Droplets



Sangria Luster Droplets



Topaz Clear Droplets




Clear Frost Crushed Glass




Copper Reflective Crushed Glass



Bronze Reflective Crushed Glass



Black Polished Crushed Glass



Blue Clear Crushed Glass



Decorative Pebbles Assortment



Decorative Rocks Assortment



Blacksmith Forge Ember Kit



Kindling Crumble Ember Kit



Wall Mount Surround

SPECIFICATIONS

SPECIFICATIONS

	EBL34	EBL50	EBL74
Maximum Heat Output	4,163 BTU	4,198 BTU	4,198 / 8,290 BTU
Volts	120V	120V	120V / 240V
Item Dimensions	34.1" W x 19.5" H x 7" D	50.3125" W x 19.5" H x 7" D	74.1" W x 19.5" H x 7" D
Item Weight	39 lbs	86.35 lbs	134.51 lbs
Warranty	2 years for parts and labor		

Empire is committed to continuous product improvement; specifications are subject to change without notice. Dimensions in this brochure are approximate; read and follow the framing dimensions in the owners manual supplied with your Empire product. Flame size, shape, and color will vary from photos.