

Features

Easily convert from contemporary to traditional looks while using the same burner

Meets requirements for efficiency rebates

Field propane convertible

Convertible to 4/7

Convertible to co-linear

Mobile home compatible

DELRAY

SQUARE

SPECIFICATIONS AND FEATURES

DELRAY FULL LOAD SQUARE

DELRAY BASIC SQUARE

Standard

- Concealed universal burner
- Multi-function remote control
- Remote Hi-Lo flame control
- Remote controlled fans
- Invisimesh screen
- Battery backup
- Halogen downlighting

Options

- Heat management
- Adjustable trim kit
- Traditional logsets
- Contemporary scenes
- Traditional and contemporary liners
- Propane conversion kit
- Speckled stones, glass media

Standard

- Concealed universal burner
- Manual Hi-Lo flame control

Options

- Heat management
- Adjustable trim kit
- Remote control
- Fans
- Invisimesh screen
- Traditional and contemporary liners
- Propane conversion kit
- Battery backup
- Traditional logsets
- Contemporary scenes
- Speckled stones, glass media

DRSQ38

DRSQ38-2

SINGLE SIDED
DIRECT VENT

QUICK DIMENSIONS

	DRSQ38	
	UNIT	FRAM.
F.WIDTH	38	40
B.WIDTH	20 ³ / ₈	40
HEIGHT	38	44 ⁷ / ₁₆
DEPTH	16 ¹ / ₂	18
VIEWING	33 ¹¹ / ₁₆ x 22 ⁷ / ₈	

BTU LISTING

DRSQ38NI / 20,500
DRSQ38LI / 16,500

DRSQ38NI-2 / 24,000
DRSQ38LI-2 / 19,500

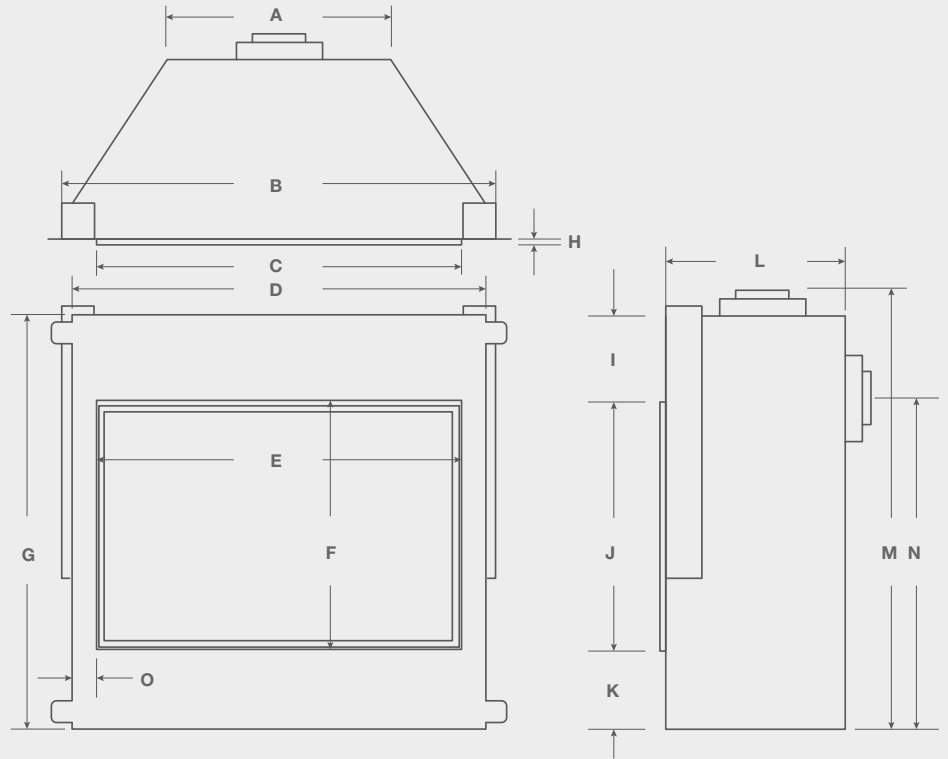
EFFICIENCY

DRSQ38NI / 63% P.4. 1-15
DRSQ38LI / 61% P.4. 1-15

DRSQ38NI-2 / 64% P.4. 1-15
DRSQ38LI-2 / 61% P.4. 1-15



DELRAY SQUARE DIMENSIONS



	A	B	C	D	E	F	G	H	I	J	K	L	M	N	O
DRSQ38	20 ³ / ₄	39 ¹ / ₁₆	33 ³ / ₄	38	33 ¹ / ₁₆	22 ⁷ / ₈	38	1/2	8 ³ / ₄	22 ¹ / ₁₆	7 ¹ / ₄	16 ¹ / ₂	40 ⁵ / ₁₆	30 ¹ / ₂	2 ¹ / ₈



DELRAY / SQUARE / DRSQ38NI-2 / TWILIGHT SCENE



DELRAY / SQUARE / DRSQ38NI-2 / WINTER SCENE

OPTIONS & FEATURES



REMOTE^A
RX200**



WALL REMOTE[†]
REC1493



DOWNLIGHTING^A



TRADITIONAL
LOGETS
LGS**38



CONTEMPORARY
SCENES
CS*38



TRIM KIT
DRSQT***

LINERS



GREY
HERRINGBONE
DRSQBK38GH



GREY
LEDGESTONE
DRSQBK38GL



ASH FLUTED
DRSQBK38AF




BLACK GLASS
RBGDRSQ38



VINTAGE BRICK
DRSQBK38VB



TAN BRICK
DRSQBK38TB



RED BRICK
DRSQBK38RB

^A Standard on DRSQ38NI-2
[†] Optional on DRSQ38NI-2 only

Cool Wall Advantage

Diverting heat away from the wall, keeping your TV or artwork safe



TV kits include

Louver

Plenum

Collars

Requires flex venting

TV KIT CODES

36" WALL KIT / HDKPD36


48" WALL KIT / HDKPD48

MONTIGO / COOL WALL ADVANTAGE / SIDEWALL / HORIZONTAL



Cool Wall Advantage TV and sidewall kit plenums are finished with aluminum and are ready to match any interior with your choice of high temperature paint.

MONTIGO / COOL WALL ADVANTAGE / SIDEWALL / VERTICAL



Sidewall kits include

2 Louvers

2 Plenums

Collars

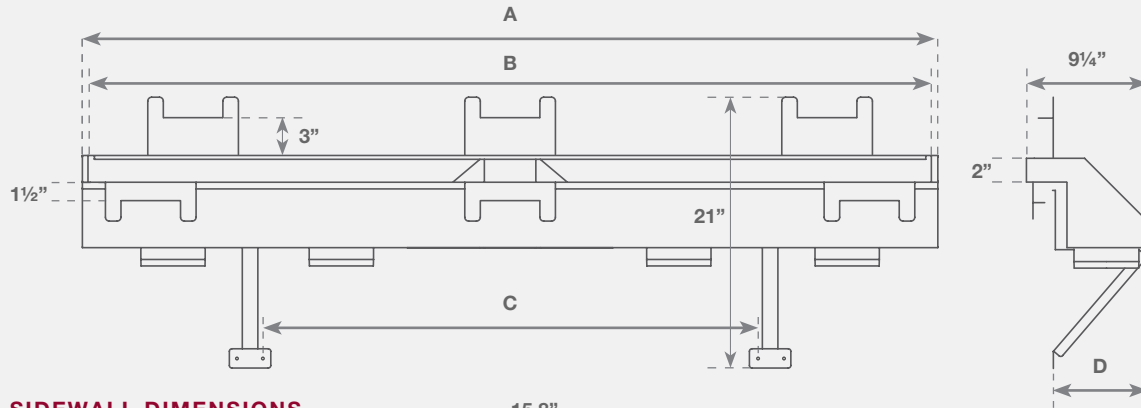
Requires flex venting

SIDEWALL KIT CODES

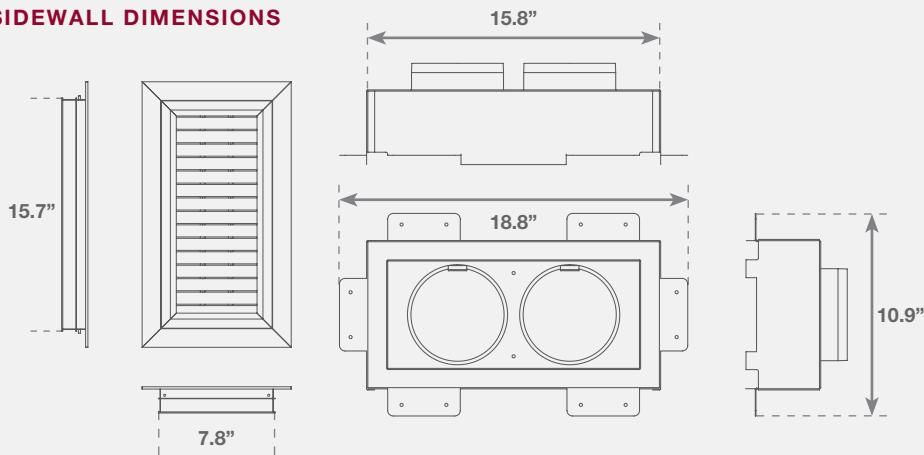
HORIZONTAL WALL KIT / HDKSD

VERTICAL WALL KIT / HDKSDV

COOL WALL KIT DIMENSIONS



SIDEWALL DIMENSIONS



	A	B	C	D
36" TV Kit	39 ¹⁵ / ₁₆	38 ⁷ / ₈	N/A	7 ¹ / ₁₆
48" TV Kit	51 ⁷ / ₈	50 ⁷ / ₈	30 ¹ / ₂	7 ¹ / ₁₆



170°F / 76°C Heat Vent

Heat is diverted through the Cool Wall Advantage kit, safely bypassing the space above the fireplace.

100°F / 37°C Cool Wall†

Wall temperature is cool, creating an area safer for mounting a TV, or hanging artwork. Wood can even be used as a facing material when using the Cool Wall kit or by simply opening up the venting ports.‡

510°F / 265°C Glass

Reduced glass temperature, combined with the provided screen creates a safe viewing area.

† 100°F wall temperature is taken at 12" above glass opening.

‡ See manual for restrictions on facing materials



Unit Specifications

Icon Legend

AVAILABLE +

NOT AVAILABLE -

DEDICATED ◊

STANDARD ○

	BTU Natural Gas	BTU Liquid Propane	Venting	Clearance Top - Top Vent	Clearance Rear - Top Vent	Clearance Sides	Clearance Back	Clearance Floor	Clearance Mantel	Front Viewing Area	Front Glass Type	Standard Media	Invisimesh Screen	Powervent	Remote Control	Fans	Up lighting	Downlighting
DRSQ38*I-2	24,000	19,500	5"/8" ^a	21	17	0	1½	0	6	33 ¹ / ₁₆ X 22 ⁷ / ₈	Borosilicate	n/a	○	+	○	○	-	○
DRSQ38*I	20,500	16,500	5"/8" ^Δ	21	17	0	1½	0	6	33 ¹ / ₁₆ X 22 ⁷ / ₈	Borosilicate	n/a	+	+	+	+	-	-
DRSQ42*I-2	32,500	27,000	5"/8"	28	28	½	1½	0	10	37 ¹ / ₁₆ X 26 ⁷ / ₈	Borosilicate	n/a	○	+	○	○	-	○
DRSQ42*I	32,500	27,000	5"/8"	28	28	½	1½	0	10	37 ¹ / ₁₆ X 26 ⁷ / ₈	Borosilicate	n/a	+	+	+	+	-	-
DRSQ46*I-2	40,000	34,000	5"/8"	35	35	½	1	0	10	41 ¹ / ₁₆ X 30 ⁷ / ₈	Borosilicate	n/a	○	+	○	○	-	○
DRSQ46*I	40,000	34,000	5"/8"	35	35	½	1	0	10	41 ¹ / ₁₆ X 30 ⁷ / ₈	Borosilicate	n/a	+	+	+	+	-	-

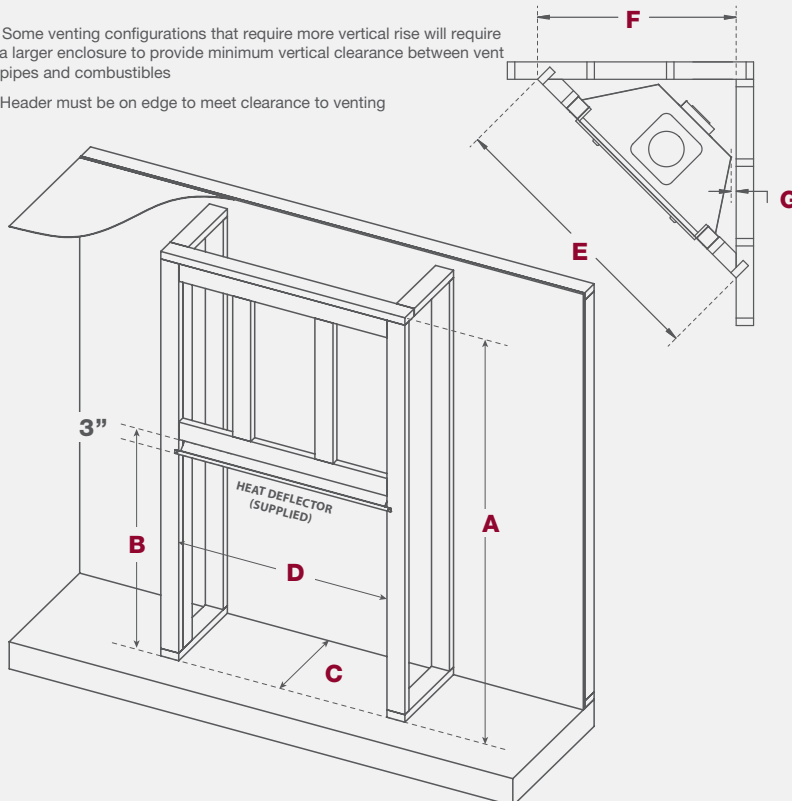
ΔCan be reduced to 4"7"

DELRAY SQUARE FRAMING (MINIMUM DIMENSIONS)

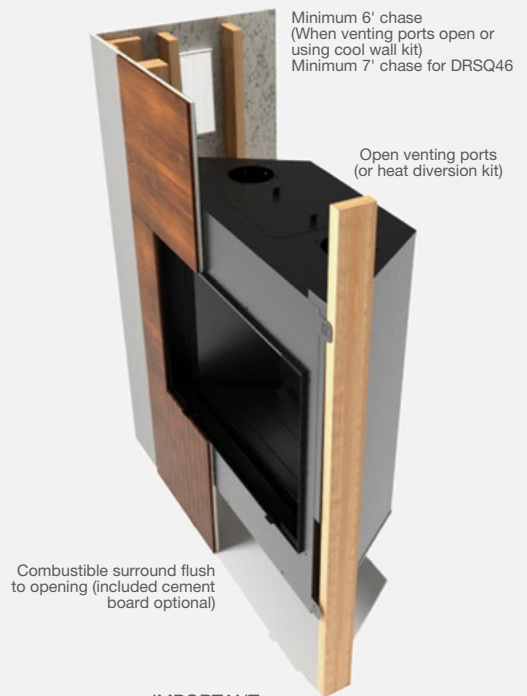
	A*	B	C	D	E	F	G
DRSQ38	62 ¹ / ₈	44 ⁷ / ₁₆	18	40 ³ / ₁₆	59 ¹ / ₄	41 ⁷ / ₈	2
DRSQ42	72	51	21	45	62 ⁷ / ₁₆	44 ¹ / ₈	1
DRSQ46	84	55	22	49	67 ³ / ₈	47 ⁷ / ₈	1

* Some venting configurations that require more vertical rise will require a larger enclosure to provide minimum vertical clearance between vent pipes and combustibles

Header must be on edge to meet clearance to venting



DELRAY SQUARE WOOD FACING



IMPORTANT

Leaving the venting ports open requires a minimum chase height of 6' (7' for DRSQ46) and a chase opening (see below for sizes)

- DRSQ38
Minimum 100² inch opening
- DRSQ42
Minimum 120² inch opening
- DRSQ46
Minimum 140² inch opening