

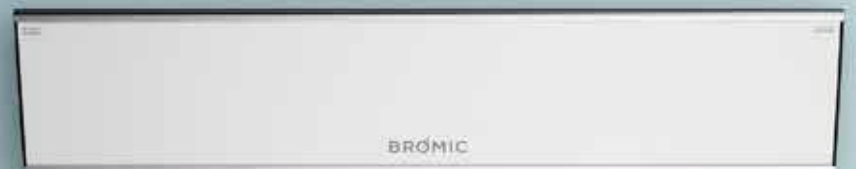
## PLATINUM SMART-HEAT™ ELECTRIC

---

Available in black and white, our Platinum Smart-Heat™ Electric heater is specifically suited for low-clearance and design-focused spaces. This slim-line, stainless-steel unit spreads comfort evenly in its space, all while minimizing light emission and blending seamlessly into the background with our recess mounting solutions.



2300W & 3400W SERIES  
BLACK | WHITE



2300W & 3400W SERIES  
BLACK | WHITE

# SPECIFICATIONS

Reference the specification guide below to help you select the correct solution for your needs.

| MODEL NUMBER                           | 2300W SERIES                                   | 3400W SERIES                                   |
|--|--|--|
| PRODUCT CODES PLATINUM ELECTRIC        | BH0320003   BH0320007<br>BH0320019   BH0320020 | BH0320005   BH0320008<br>BH0320021   BH0320022 |
| PRODUCT CODES PLATINUM ELECTRIC MARINE | BH0320015   BH0320017<br>BH0320023   BH0320024 | BH0320016   BH0320018<br>BH0320025   BH0320026 |
| FUEL TYPE                              | ELECTRIC                                       | ELECTRIC                                       |
| COLOR                                  | BLACK   WHITE                                  | BLACK   WHITE                                  |
| HEAT AREA                              | 65FT <sup>2</sup>                              | 108FT <sup>2</sup>                             |
| RATED CURRENT**                        | 220 - 240V/9.6A<br>208V/11.1A                  | 220 - 240V/14.2A<br>208V/16.3A                 |
| MINIMUM FLOOR CLEARANCE                | WALL 72"   CEILING 96"                         | WALL 72"   CEILING 96"                         |

## MOUNTING OPTIONS

|                                  |           |           |
|----------------------------------|-----------|-----------|
| CEILING MOUNT                    | ✓         | ✓         |
| CEILING RECESS KIT PRODUCT CODES | BH3130017 | BH3130027 |
| WALL MOUNT                       | ✓         | ✓         |
| RECESSED   FLUSH MOUNT           | ✓         | ✓         |
| CEILING POLE MOUNT               | ✓         | ✓         |
| CEILING POLE (2') PRODUCT CODE   | BH3130023 | BH3130023 |
| CEILING POLE (4') PRODUCT CODE   | BH3130024 | BH3130024 |
| FREESTANDING                     | -         | -         |

## CONTROL OPTIONS

|                            |             |             |
|----------------------------|-------------|-------------|
| ON   OFF                   | ✓           | ✓           |
| ON   OFF PRODUCT CODE      | BH3130010-1 | BH3130010-1 |
| DIMMER                     | ✓           | ✓           |
| DIMMER PRODUCT CODE        | BH3130011-1 | BH3130011-1 |
| MASTER REMOTE *            | ✓           | ✓           |
| MASTER REMOTE PRODUCT CODE | BH3130012-1 | BH3130012-1 |

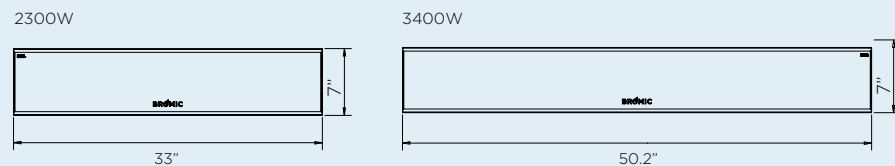
\* Control up to six zones of heaters with unlimited heaters per zone from a single remote control. Dimmer control required. Works with dimming controllers. Remote control operates within 100ft of heaters. \*\* Available in 208V and 220-240V configurations.

Measurements displayed within this document are for reference only, for complete requirements see the installation/user manual. Bromic takes no responsibility for incorrect or non-compliant installations. All measurement in this document are displayed in inches.

# DIMENSIONS

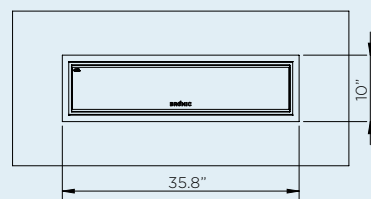
With a wide range of sizes available, find the ideal heater to suit your outdoor space.

## PROFILE

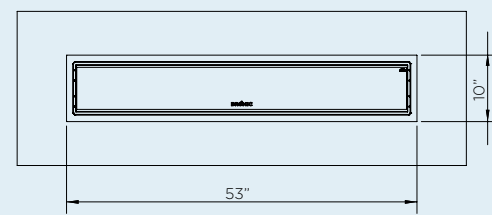


## CEILING RECESS

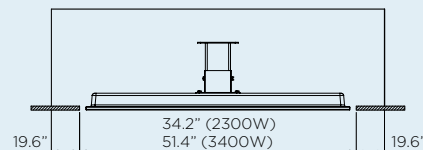
### CEILING RECESS FRAME 2300W



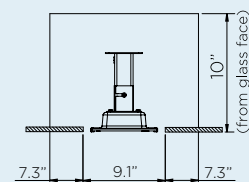
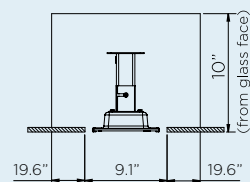
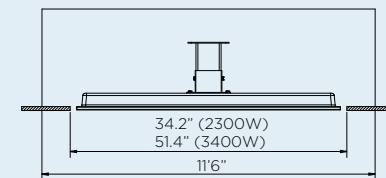
### CEILING RECESS FRAME 3400W



### MINIMUM CAVITY OPTION 1



### MINIMUM CAVITY OPTION 2

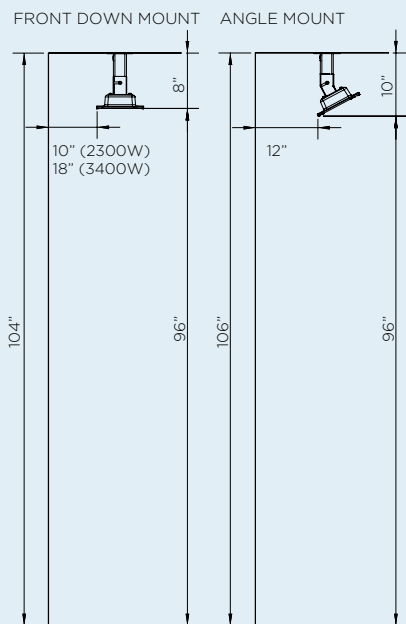


## MOUNT OPTIONS

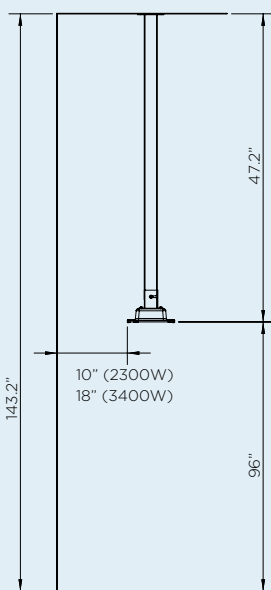
With a wide array of mounting options, Bromic offers solutions to compliment any decor and provide functionality for ambiance and comfort.

### CEILING & WALL MOUNT


#### CEILING MOUNT CLEARANCE



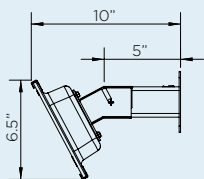
#### CEILING POLE CLEARANCE



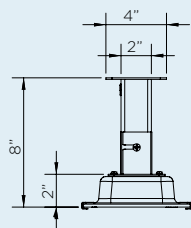
#### WALL MOUNT CLEARANCE



### WALL BRACKET (INCLUDED)



### CEILING BRACKET (INCLUDED)



## HEATING REACH

Creating ideal comfort levels, Bromic heaters offer a variety of heat distribution options to suit your outdoor heating needs.

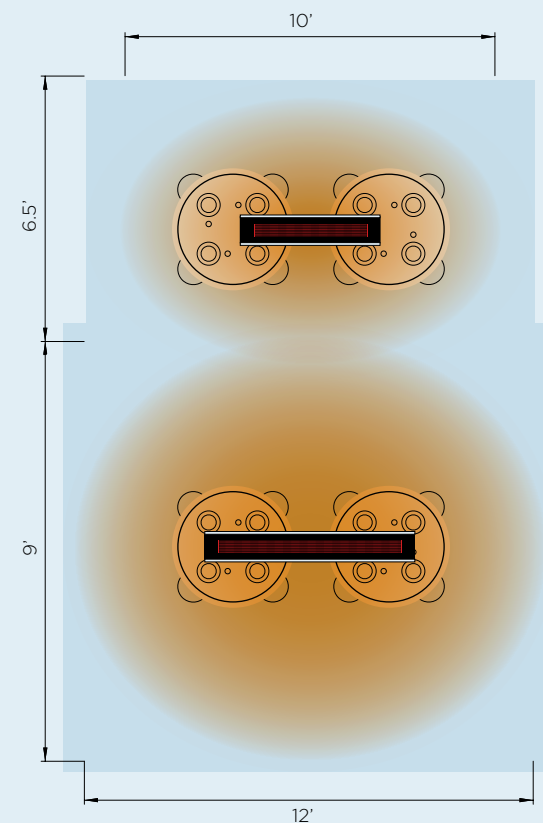
### HEAT AREAS

#### 2300W SERIES

HEATING APPROXIMATELY 65FT<sup>2</sup>  
2300W HEATING POWER

#### 3400W SERIES

HEATING APPROXIMATELY 108FT<sup>2</sup>  
3400W HEATING POWER



### CONTROL OPTIONS




ON | OFF CONTROL



DIMMER CONTROL



MASTER REMOTE



EXTEND YOUR COMFORT OUTDOORS  
WITH THE SUPERIOR HEAT AND  
AWARD-WINNING DESIGN OF OUR  
SMART-HEAT™ OUTDOOR HEATERS.

---

**VERSATILE MOUNTING SOLUTION**

Minimal vertical clearance

**HIGH PERFORMANCE CONSTRUCTION**

304 stainless-steel & tinted ceramic screen

**CLEAN, COMPACT AND  
ELEGANT DESIGN**

For seamless integration

**COMPATIBLE WITH  
SMART-WIRELESS  
TECHNOLOGY**

**ADJUSTABLE MOUNTING  
BRACKETS**

Allows for directional  
heat distribution

ASIA PACIFIC | NORTH AMERICA | EUROPE

Bromic pursues a policy of continuing improvement in design and performance of its products. The right is therefore reserved to vary specifications without notice.