

# SPECIFICATIONS

Reference the specification guide below to help you select the correct solution for your needs.

MODEL NUMBER	2300W SERIES	3400W SERIES
PRODUCT CODES PLATINUM ELECTRIC	BH0320003   BH0320007 BH0320019   BH0320020	BH0320005   BH0320008 BH0320021   BH0320022
PRODUCT CODES PLATINUM ELECTRIC MARINE	BH0320015   BH0320017 BH0320023   BH0320024	BH0320016   BH0320018 BH0320025   BH0320026
FUEL TYPE	ELECTRIC	ELECTRIC
COLOR	BLACK   WHITE	BLACK   WHITE
HEAT AREA	65FT <sup>2</sup>	108FT <sup>2</sup>
RATED CURRENT**	220 - 240V/9.6A 208V/11.1A	220 - 240V/14.2A 208V/16.3A
MINIMUM FLOOR CLEARANCE	WALL 72"   CEILING 96"	WALL 72"   CEILING 96"

## MOUNTING OPTIONS

CEILING MOUNT	✓	✓
CEILING RECESS KIT PRODUCT CODES	BH3130017	BH3130027
WALL MOUNT	✓	✓
RECESSED   FLUSH MOUNT	✓	✓
CEILING POLE MOUNT	✓	✓
CEILING POLE (2') PRODUCT CODE	BH3130023	BH3130023
CEILING POLE (4') PRODUCT CODE	BH3130024	BH3130024
FREESTANDING	-	-

## CONTROL OPTIONS

ON   OFF	✓	✓
ON   OFF PRODUCT CODE	BH3130010-1	BH3130010-1
DIMMER	✓	✓
DIMMER PRODUCT CODE	BH3130011-1	BH3130011-1
MASTER REMOTE *	✓	✓
MASTER REMOTE PRODUCT CODE	BH3130012-1	BH3130012-1

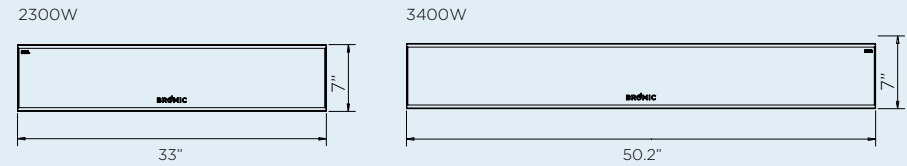
\* Control up to six zones of heaters with unlimited heaters per zone from a single remote control. Dimmer control required. Works with dimming controllers. Remote control operates within 100ft of heaters. \*\* Available in 208V and 220-240V configurations.

Measurements displayed within this document are for reference only, for complete requirements see the installation/user manual. Bromic takes no responsibility for incorrect or non-compliant installations. All measurement in this document are displayed in inches.

# DIMENSIONS

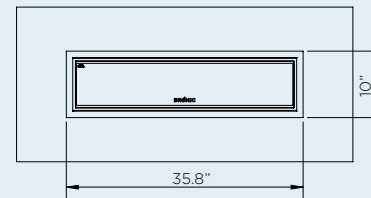
With a wide range of sizes available, find the ideal heater to suit your outdoor space.

## PROFILE

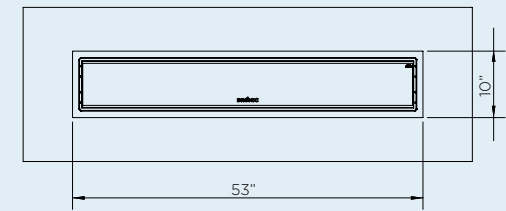


## CEILING RECESS

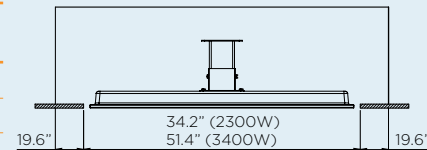
CEILING RECESS FRAME 2300W



CEILING RECESS FRAME 3400W



MINIMUM CAVITY OPTION 1



MINIMUM CAVITY OPTION 2

