


PLATINUM SMART-HEAT™ ELECTRIC

Available in black and white, our Platinum Smart-Heat™ Electric heater is specifically suited for low-clearance and design-focused spaces. This slim-line, stainless-steel unit spreads comfort evenly in its space, all while minimizing light emission and blending seamlessly into the background with our recess mounting solutions.



2300W & 3400W SERIES
BLACK | WHITE



2300W & 3400W SERIES
BLACK | WHITE

SPECIFICATIONS

Reference the specification guide below to help you select the correct solution for your needs.

MODEL NUMBER	2300W SERIES	3400W SERIES
PRODUCT CODES PLATINUM ELECTRIC	BH0320003 BH0320007 BH0320019 BH0320020	BH0320005 BH0320008 BH0320021 BH0320022
PRODUCT CODES PLATINUM ELECTRIC MARINE	BH0320015 BH0320017 BH0320023 BH0320024	BH0320016 BH0320018 BH0320025 BH0320026
FUEL TYPE	ELECTRIC	ELECTRIC
COLOR	BLACK WHITE	BLACK WHITE
HEAT AREA	65FT ²	108FT ²
RATED CURRENT**	220 - 240V/9.6A 208V/11.1A	220 - 240V/14.2A 208V/16.3A
MINIMUM FLOOR CLEARANCE	WALL 72" CEILING 96"	WALL 72" CEILING 96"

MOUNTING OPTIONS

CEILING MOUNT	✓	✓
CEILING RECESS KIT PRODUCT CODES	BH3130017	BH3130027
WALL MOUNT	✓	✓
RECESSED FLUSH MOUNT	✓	✓
CEILING POLE MOUNT	✓	✓
CEILING POLE (2') PRODUCT CODE	BH3130023	BH3130023
CEILING POLE (4') PRODUCT CODE	BH3130024	BH3130024
FREESTANDING	-	-

CONTROL OPTIONS

ON OFF	✓	✓
ON OFF PRODUCT CODE	BH3130010-1	BH3130010-1
DIMMER	✓	✓
DIMMER PRODUCT CODE	BH3130011-1	BH3130011-1
MASTER REMOTE *	✓	✓
MASTER REMOTE PRODUCT CODE	BH3130012-1	BH3130012-1

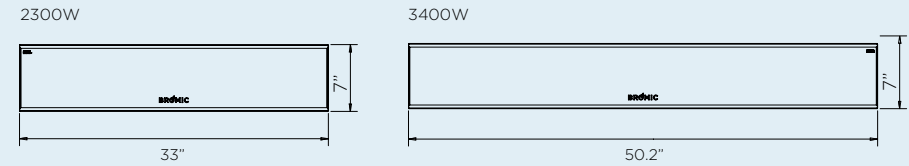
* Control up to six zones of heaters with unlimited heaters per zone from a single remote control. Dimmer control required. Works with dimming controllers. Remote control operates within 100ft of heaters. ** Available in 208V and 220-240V configurations.

Measurements displayed within this document are for reference only, for complete requirements see the installation/user manual. Bromic takes no responsibility for incorrect or non-compliant installations. All measurement in this document are displayed in inches.

DIMENSIONS

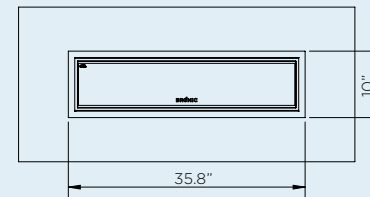
With a wide range of sizes available, find the ideal heater to suit your outdoor space.

PROFILE

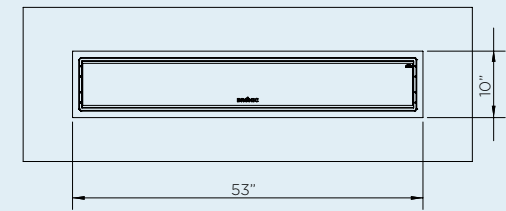


CEILING RECESS

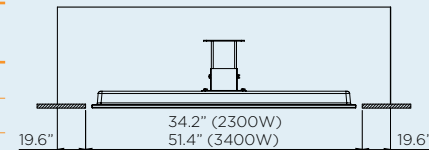
CEILING RECESS FRAME 2300W



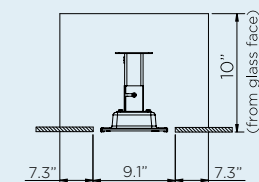
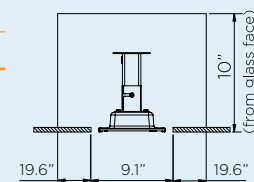
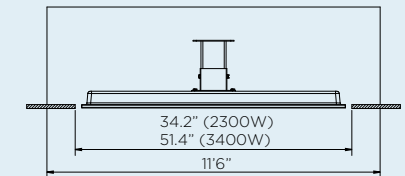
CEILING RECESS FRAME 3400W



MINIMUM CAVITY OPTION 1



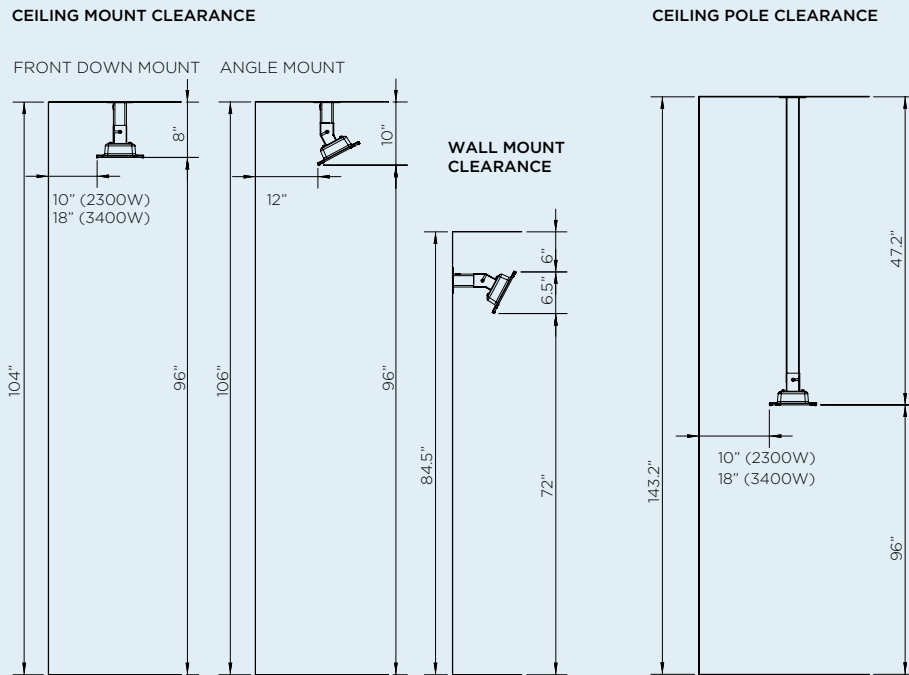
MINIMUM CAVITY OPTION 2



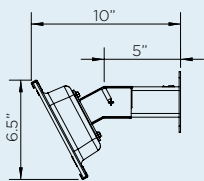
MOUNT OPTIONS

With a wide array of mounting options, Bromic offers solutions to compliment any decor and provide functionality for ambiance and comfort.

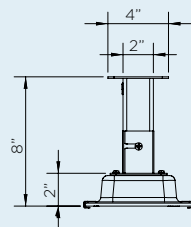
CEILING & WALL MOUNT



WALL BRACKET (INCLUDED)



CEILING BRACKET (INCLUDED)



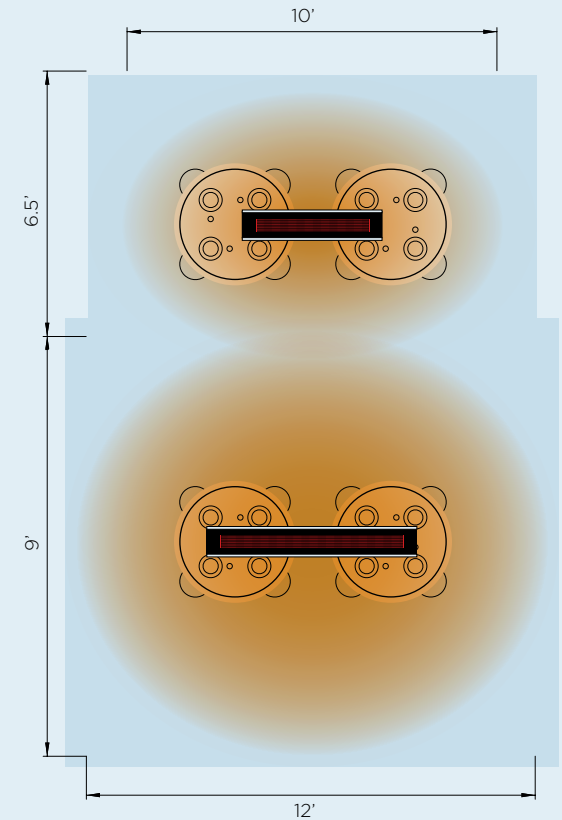
HEATING REACH

Creating ideal comfort levels, Bromic heaters offer a variety of heat distribution options to suit your outdoor heating needs.

HEAT AREAS

2300W SERIES
HEATING APPROXIMATELY 65FT²
2300W HEATING POWER

3400W SERIES
HEATING APPROXIMATELY 108FT²
3400W HEATING POWER



CONTROL OPTIONS




ON | OFF CONTROL



DIMMER CONTROL



MASTER REMOTE




EXTEND YOUR COMFORT OUTDOORS
WITH THE SUPERIOR HEAT AND
AWARD-WINNING DESIGN OF OUR
SMART-HEAT™ OUTDOOR HEATERS.

VERSATILE MOUNTING SOLUTION

Minimal vertical clearance

HIGH PERFORMANCE CONSTRUCTION

304 stainless-steel & tinted ceramic screen



CLEAN, COMPACT AND ELEGANT DESIGN

For seamless integration

ADJUSTABLE MOUNTING BRACKETS

Allows for directional heat distribution



COMPATIBLE WITH SMART-WIRELESS TECHNOLOGY

ASIA PACIFIC | NORTH AMERICA | EUROPE

Bromic pursues a policy of continuing improvement in design and performance of its products. The right is therefore reserved to vary specifications without notice.