



BROMIC[®]
HEATING

ECLIPSE SMART-HEAT™ ELECTRIC

Reimagine the outdoors with our Eclipse Smart-Heat™ series. Available in seven unique designs, the Bromic Eclipse series adds style, warmth and light to design-focused outdoor spaces.



ECLIPSE ELECTRIC PORTABLE



24" TWIN CEILING MOUNT POLE



24" STRAIGHT CEILING MOUNT POLE



WALL MOUNT

ECLIPSE
**SMART-HEAT™ ELECTRIC
PORTABLE**


Add warmth and comfort to outdoor spaces while striking the perfect balance between ambience, style, and functionality with our Eclipse Smart-Heat™ Electric Portable Heater.





ECLIPSE
SMART-HEAT™ ELECTRIC

Dim the lights and turn up the heat with our Eclipse Smart-Heat™ Electric heater. Available in six unique mounting options, the new Bromic Eclipse Smart-Heat™ Electric series brings comfort, light and style to commercial and residential outdoor spaces.





EXTEND YOUR COMFORT OUTDOORS
WITH THE SUPERIOR HEAT AND
AWARD-WINNING DESIGN OF OUR
SMART-HEAT™ OUTDOOR HEATERS.

SEAMLESS INTEGRATION OF
MODERN CLEAN LINES, MINIMALISTIC
DESIGN AND QUALITY MATERIALS
ACHIEVES INNOVATIVE STYLING AND
TECHNICAL PERFORMANCE.

BRÖMIC

PLATINUM SMART-HEAT™ ELECTRIC
WITH OPTIONAL RECESS KIT

PLATINUM
SMART-HEAT™ ELECTRIC



Available in black and white, our Platinum Smart-Heat™ Electric heater is specifically suited for low-clearance and design-focused spaces. This slim-line, stainless-steel unit spreads comfort evenly, all while minimizing light emission and blending seamlessly into the background with our recess mounting solutions. The Platinum Electric range is also available in a marine-grade 316 stainless steel for extra longevity in coastal and marine environments.

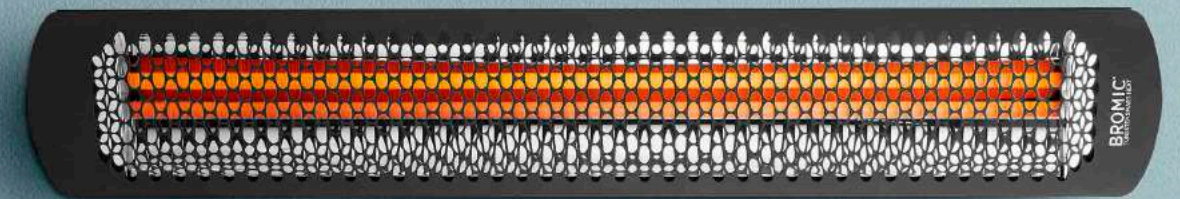


PLATINUM
SMART-HEAT™ GAS



The Platinum Smart-Heat™ Gas heater series spreads heat and comfort evenly in all areas, with a soft and soothing red glow. Built with pure premium materials and designed with elegance, there is no compromise on performance, reliability and beauty.


TUNGSTEN
SMART-HEAT™ ELECTRIC



Our Tungsten Smart-Heat™ Electric series offers high performance radiant heating for outdoor and semi-enclosed spaces alike, with an industrial design style. It also boasts a high-temperature coating to suit all environments. With a stainless-steel construction, its durable element will emit a soft red glow to create a warm ambience in your space.

BROMIC
TUNGSTEN SMART-HEAT

TUNGSTEN
SMART-HEAT™ GAS



Our Tungsten Smart-Heat™ Gas heater has a durable, soft flowing curved facia and engineered body, which produces formidable heat to create a truly comfortable outdoor space. Its easy pivot arm allows for greater positioning and directional heat control. This heater also has a range of accessories available to provide versatility in mounting & controller options.



EXTEND YOUR COMFORT OUTDOORS
WITH THE SUPERIOR HEAT AND
AWARD-WINNING DESIGN OF OUR
SMART-HEAT™ OUTDOOR HEATERS.



TUNGSTEN SMART-HEAT™ PORTABLE

Its neutral black finish and award-winning design make it a piece of modern art. The Tungsten Smart-Heat™ Portable heater offers efficient directional heat and is a versatile heating solution for any outdoor settings. Its modular construction with built-in wheels allows for easy maneuverability in tighter spaces.

**SWITCH ON.
GO WIRELESS.**

SMART-HEAT™ WIRELESS CONTROLLERS

With the option to connect groups of heaters from a single point as well as dimming heating outputs, the Smart-Heat™ range of controllers provide a simple, yet powerful solution to controlling your environment.




**ON | OFF 4-CHANNEL
REMOTE CONTROLLER***
(GAS & ELECTRIC)

The Bromic Smart-Heat Wireless On | Off Controller can switch power supply to two separate outputs, enabling independent 'On | Off' control without even having to move from your seat.



DIMMER CONTROLLER*
(ELECTRIC ONLY)

The Bromic Smart-Heat™ Wireless Dimmer Controller allows you to adjust the heat from 1-100% for perfect comfort and complete flexibility.



**BROMIC
SMART-HEAT™ LINK**

The Bromic Smart-Heat™ Link is compatible with some of the leading Home Automation systems, allowing you to easily control your Bromic outdoor heaters from your home automation control panel.**

** Requires RS232 plugin

*Please contact a Bromic heating specialist to discuss the ideal solution for your outdoor space. Our free design service includes wiring diagrams for set up options.

ECLIPSE SMART-HEAT™ ELECTRIC PORTABLE

MODEL

PRODUCT CODE	BH0820001-1
FUEL TYPE	ELECTRIC (2900W)
COLOR	MATTE BLACK
MATERIAL (HEATER HEAD)	PREMIUM COATED 304 STAINLESS STEEL
MATERIAL (FREESTANDING FRAME)	PREMIUM, DOUBLE COATED STEEL
HEAT AREA	121FT ²
LED COLOR	WARM WHITE - DIMMABLE
LED TEMPERATURE	3000K
LED LUMENS	216.6
RATED CURRENT & VOLTAGE	12.9 A (220V) / 13.5 A (230V) / 14.1 A (240V)
MINIMUM FLOOR CLEARANCE	79"

MOUNTING OPTIONS

FREESTANDING	✓
--------------	---

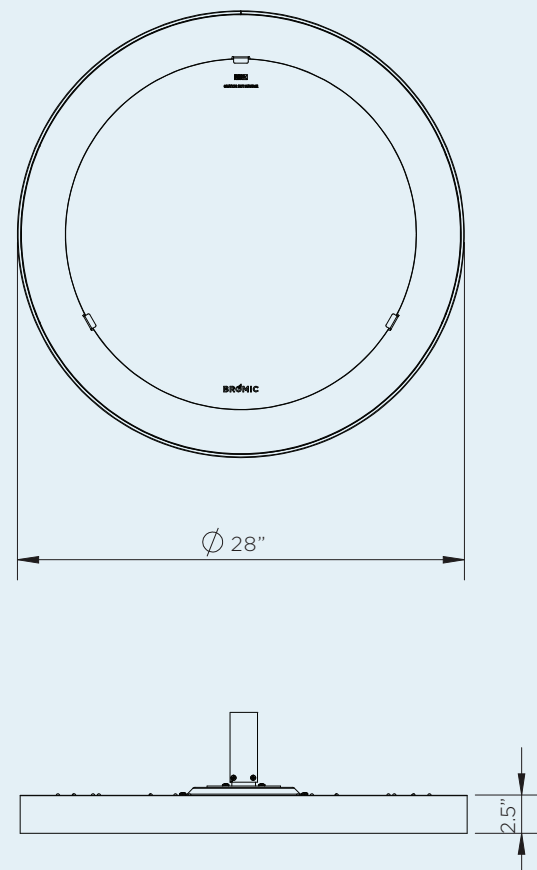
CONTROL OPTIONS

DIMMER CONTROL	INCLUDED
MASTER REMOTE ECLIPSE*	BH3623002-1 (OPTIONAL)

Measurements displayed within this catalog are minimum requirements for installation.
Bromic takes no responsibility for incorrect or non-compliant installations.
All measurements in this catalog are displayed in inches.

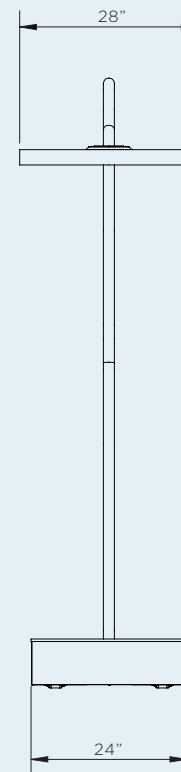
*Control up to six zones of heaters with unlimited heaters per zone from a single remote.

PRODUCT MEASUREMENTS

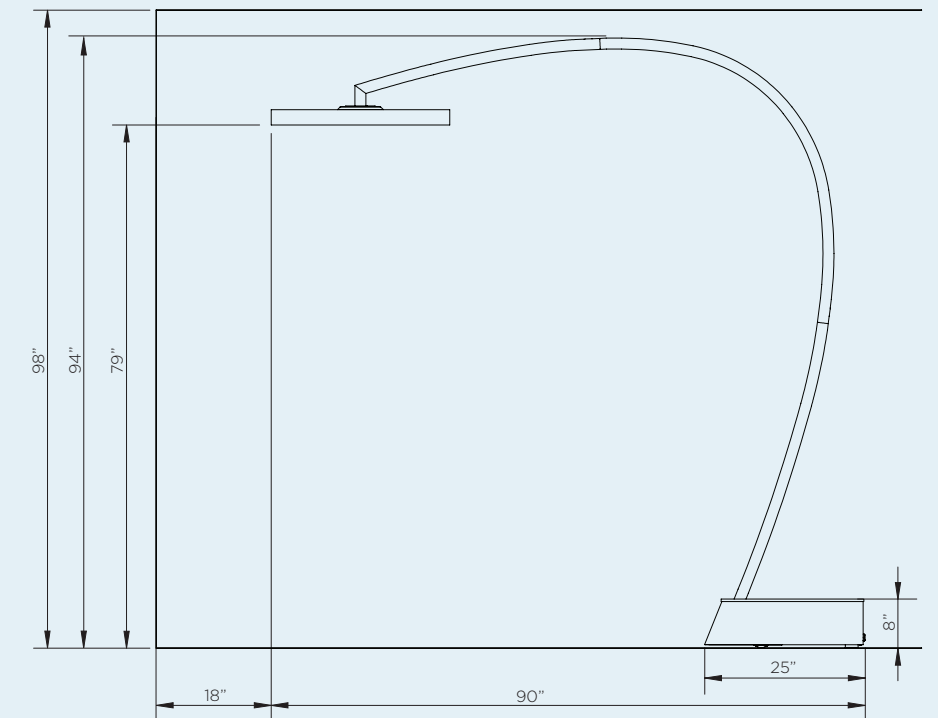


FREESTANDING

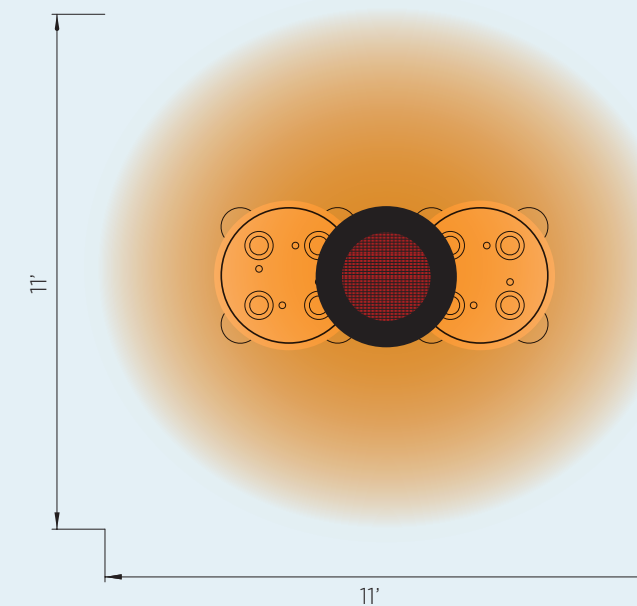
FRONT VIEW



CEILING & WALL CLEARANCE



HEAT AREA



2900W SERIES
HEATING APPROXIMATELY 121FT²
2900W HEATING POWER

*HEAT AREA DEPENDENT ON AMBIENT TEMPERATURE AND WIND. OPTIMUM CONDITIONS EXPERIENCED AT APPROX 60°F AND IN A LOW WIND COVERED ENVIRONMENT.

ECLIPSE SMART-HEAT™ ELECTRIC PENDANT

MODEL

PRODUCT CODE	BH0920001-1
FUEL TYPE	ELECTRIC (2900W)
COLOR	MATTE BLACK
MATERIAL (HEATER HEAD)	PREMIUM COATED 304 STAINLESS STEEL
MATERIAL (MOUNTING ARMS)	PREMIUM, DOUBLE COATED STEEL
HEAT AREA	121FT ²
LED COLOR	WARM WHITE - DIMMABLE
LED TEMPERATURE	3000K
LED LUMENS	216.6
RATED CURRENT & VOLTAGE	12.9 A (220V) / 13.5 A (230V) / 14.1 A (240V)
MINIMUM FLOOR CLEARANCE	CEILING 96" WALL 96"

MOUNTING OPTIONS

WALL MOUNT	BH3230006 (OPTIONAL)
8" STRAIGHT CEILING MOUNT POLE	BH3230001 (OPTIONAL)
24" STRAIGHT CEILING MOUNT POLE	BH3230002 (OPTIONAL)
24" TWIN STRAIGHT CEILING MOUNT POLE	INCLUDED
24" CURVED CEILING MOUNT POLE	BH3230004 (OPTIONAL)
48" STRAIGHT CEILING MOUNT POLE	BH3230005 (OPTIONAL)

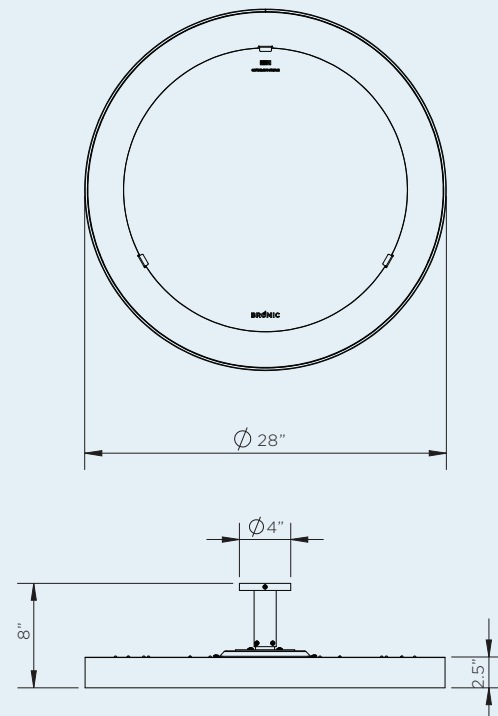
CONTROL OPTIONS

DIMMER CONTROL	BH3230007-1 (RECOMMENDED)
MASTER REMOTE ECLIPSE*	BH3623002-1 (OPTIONAL)

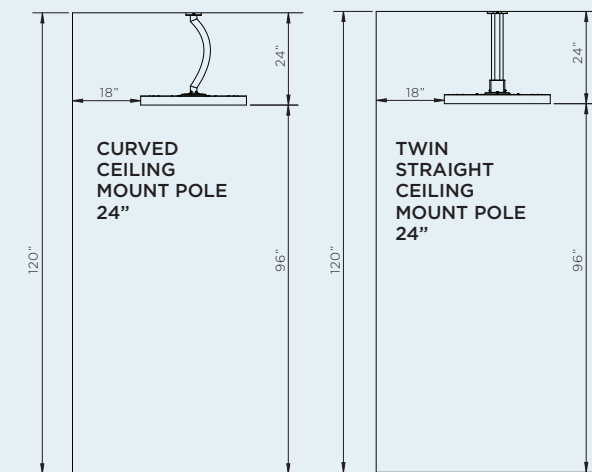
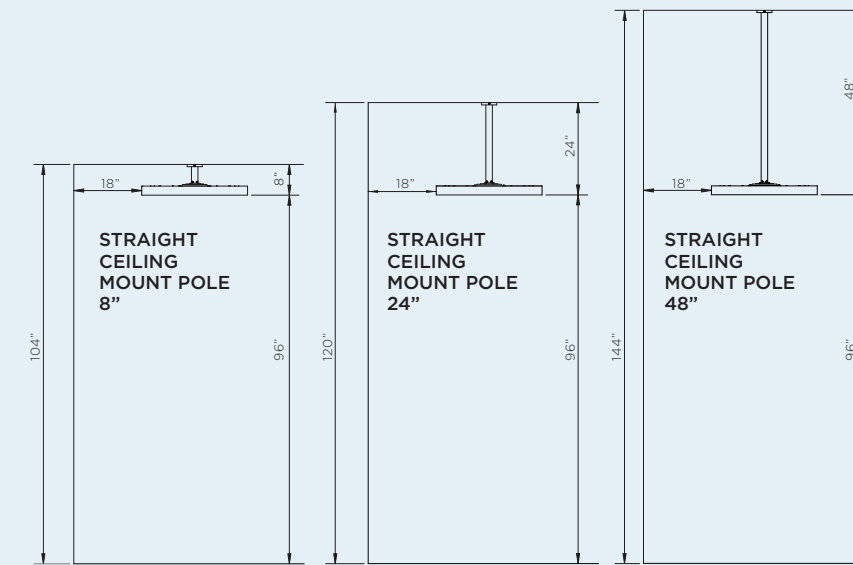
Measurements displayed within this catalog are minimum requirements for installation. Bromic takes no responsibility for incorrect or non-compliant installations. All measurements in this catalog are displayed in inches.

*Control up to six zones of heaters with unlimited heaters per zone from a single remote. Dimmer control required.

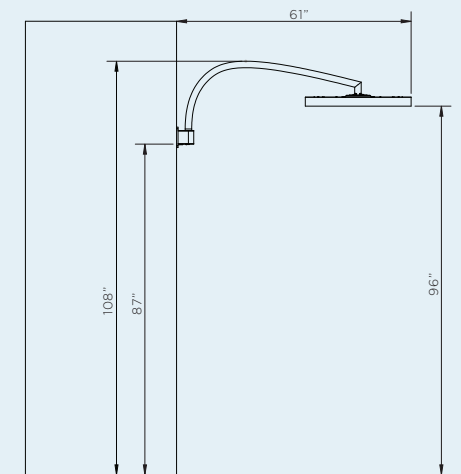
PRODUCT MEASUREMENTS



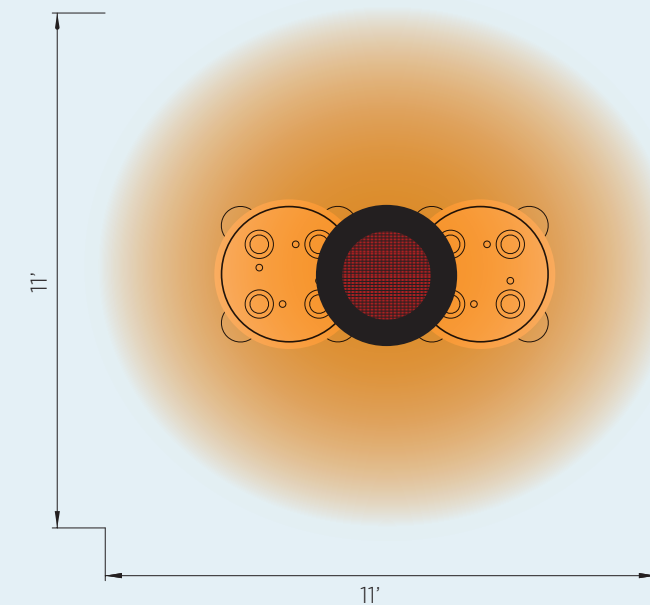
CEILING MOUNTING OPTIONS



WALL MOUNTING



HEAT AREA



2900W SERIES
HEATING APPROXIMATELY 121FT²
2900W HEATING POWER

*HEAT AREA DEPENDENT ON AMBIENT TEMPERATURE AND WIND. OPTIMUM CONDITIONS EXPERIENCED AT APPROX 60°F AND IN A LOW WIND COVERED ENVIRONMENT.

PLATINUM SMART-HEAT™ GAS

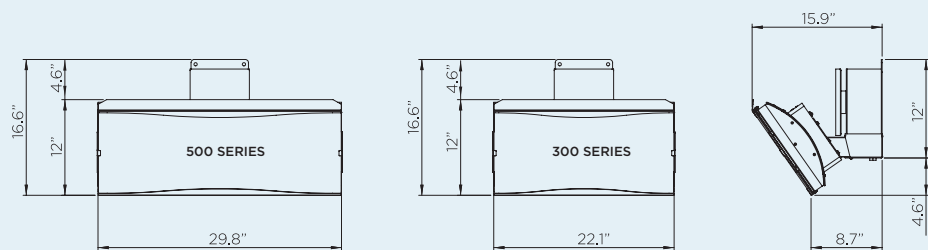
MODEL NUMBER	300 SERIES	500 SERIES
PRODUCT CODE	BH0110002-1 BH0110001-1	BH0110004-1 BH0110003-1
FUEL TYPE	LPG NG	LPG NG
COLOR	BLACK STAINLESS	BLACK STAINLESS
HEAT AREA	160FT ²	215FT ²
RATED CURRENT	110V/2A	110V/2A
MINIMUM FLOOR CLEARANCE	96"	96"
OUTPUT	23,600 BTU	39,800 BTU

MOUNTING OPTIONS	300 SERIES	500 SERIES
CEILING MOUNT	✓	✓
WALL MOUNT	✓	✓
RECESSED FLUSH MOUNT	-	-
CEILING POLE MOUNT	✓	✓
FREESTANDING	-	-

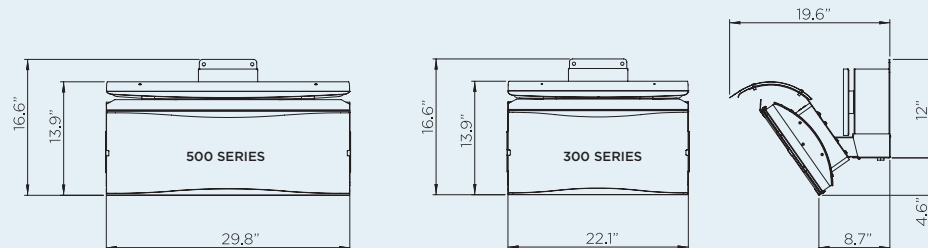
CONTROL OPTIONS	300 SERIES	500 SERIES
ON OFF	✓	✓
ON OFF PRODUCT CODE	BH3130010-1	BH3130010-1
DIMMER	-	-
MASTER REMOTE	-	-

Measurements displayed within this catalog are minimum requirements for installation. Bromic takes no responsibility for incorrect or non-compliant installations. All measurements in this catalogue are displayed in inches.

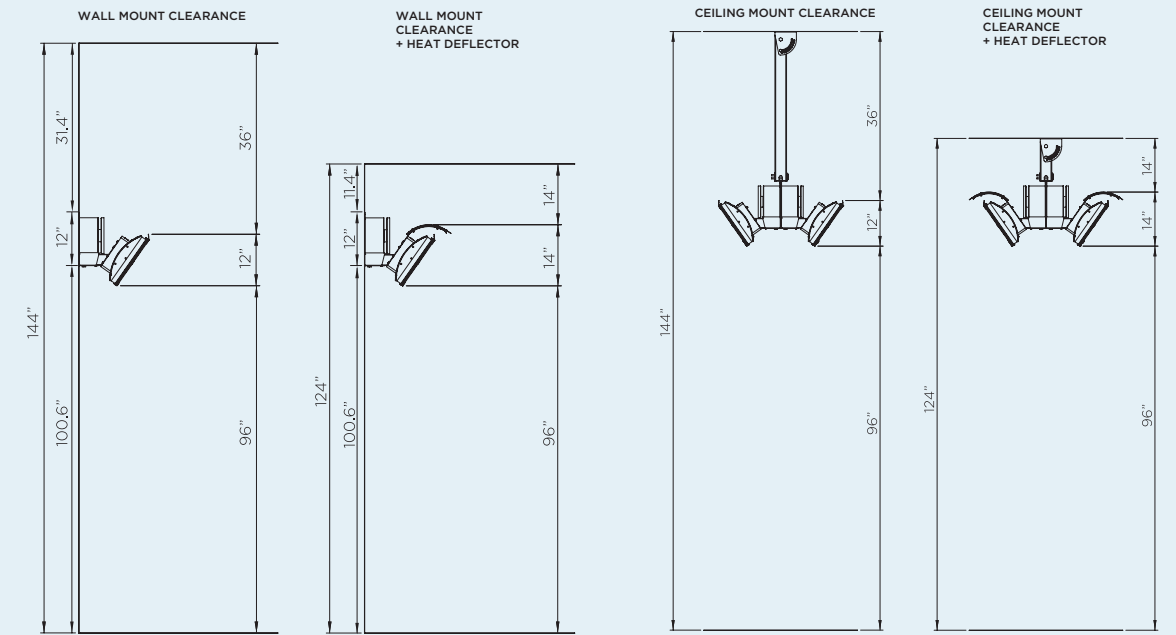
PRODUCT MEASUREMENTS



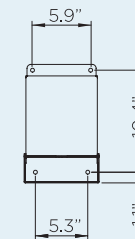
PRODUCT MEASUREMENTS WITH HEAT DEFLECTOR



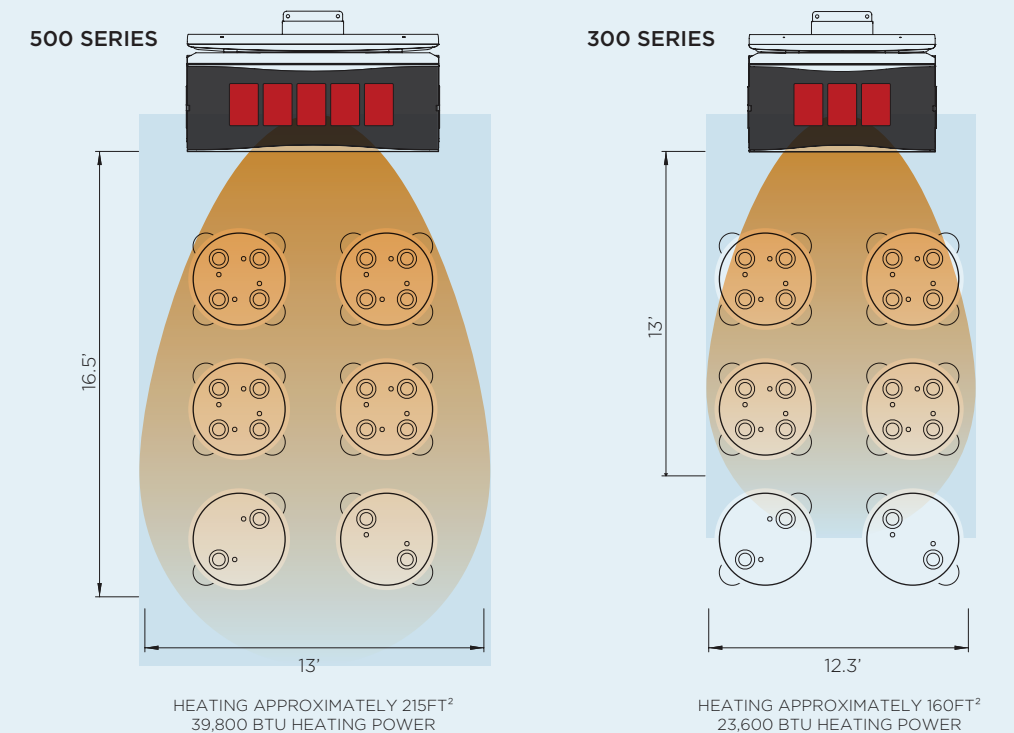
CEILING & WALL MOUNT CLEARANCE



WALL BRACKET



HEAT AREA

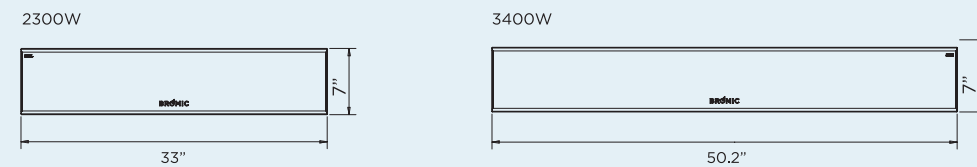


PLATINUM SMART-HEAT™ ELECTRIC

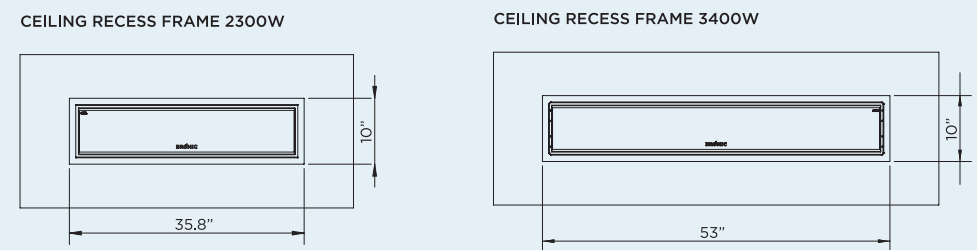
MODEL NUMBER	2300W SERIES	3400W SERIES
PRODUCT CODES PLATINUM ELECTRIC	BH0320003 BH0320007 BH0320019 BH0320020	BH0320005 BH0320008 BH0320021 BH0320022
PRODUCT CODES PLATINUM ELECTRIC MARINE	BH0320015 BH0320017 BH0320023 BH0320024	BH0320016 BH0320018 BH0320025 BH0320026
FUEL TYPE	ELECTRIC	ELECTRIC
COLOR	BLACK WHITE	BLACK WHITE
HEAT AREA	65FT ²	108FT ²
RATED CURRENT **	220 - 240V/9.6A 208V/11.1A	220 - 240V/14.2A 208V/16.3A
MINIMUM FLOOR CLEARANCE	WALL 72" CEILING 96"	WALL 72" CEILING 96"
MOUNTING OPTIONS		
CEILING MOUNT	✓	✓
CEILING RECESS KIT PRODUCT CODES	BH3130017	BH3130027
WALL MOUNT	✓	✓
RECESSED FLUSH MOUNT	✓	✓
CEILING POLE MOUNT	✓	✓
CEILING POLE (2') PRODUCT CODE	BH3130023	BH3130023
CEILING POLE (4') PRODUCT CODE	BH3130024	BH3130024
FREESTANDING	-	-
CONTROL OPTIONS		
ON OFF	✓	✓
ON OFF PRODUCT CODE	BH3130010-1	BH3130010-1
DIMMER	✓	✓
DIMMER PRODUCT CODE	BH3130011-1	BH3130011-1
MASTER REMOTE *	✓	✓
MASTER PRODUCT CODE	BH3130012-1	BH3130012-1

Measurements displayed within this document are for reference only, for complete requirements see the installation/user manual. Broic takes no responsibility for incorrect or non-compliant installations. All measurement in this document are displayed in inches.
 * Control up to six zones of heaters with unlimited heaters per zone from a single remote control. Dimmer control required. Works with dimming controllers. Remote control operates within 100ft of heaters. ** Available in 208V and 220-240V configurations.

PRODUCT MEASUREMENTS

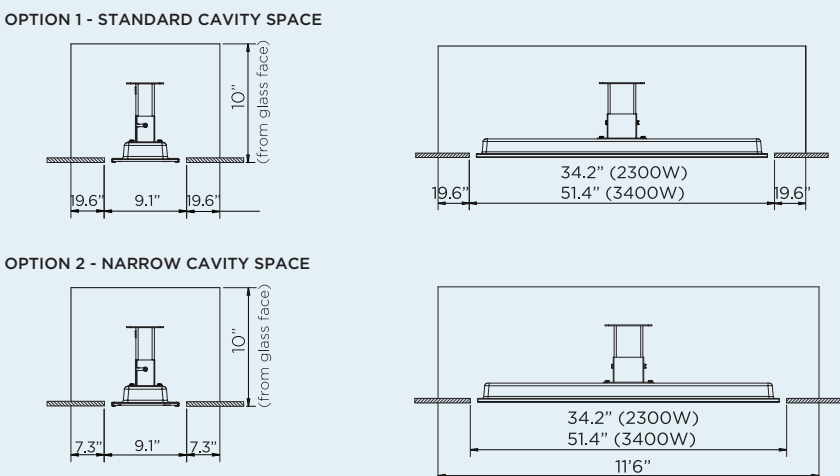


CEILING RECESS KIT

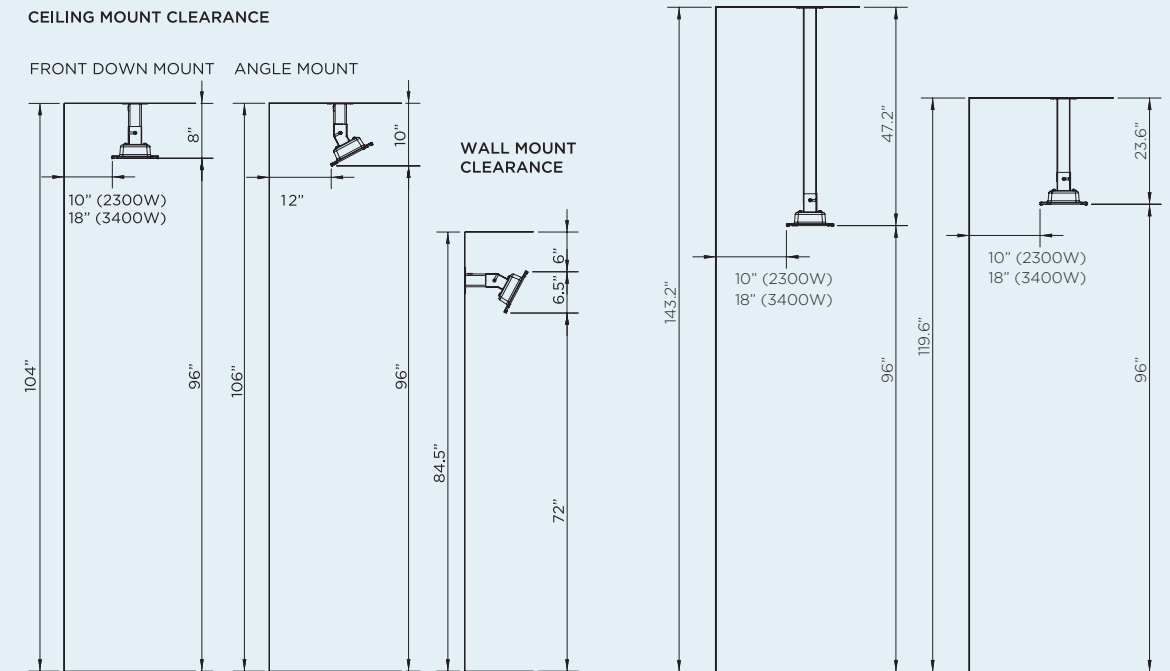


CEILING CAVITY GUIDE

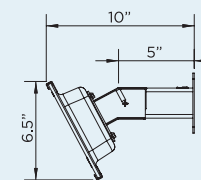
MINIMUM CAVITY SIZE FOR BOTH 2300W & 3400W MODELS



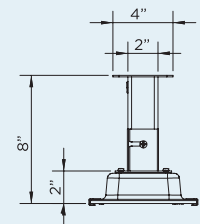
CEILING & WALL MOUNT CLEARANCE



WALL BRACKET (INCLUDED)



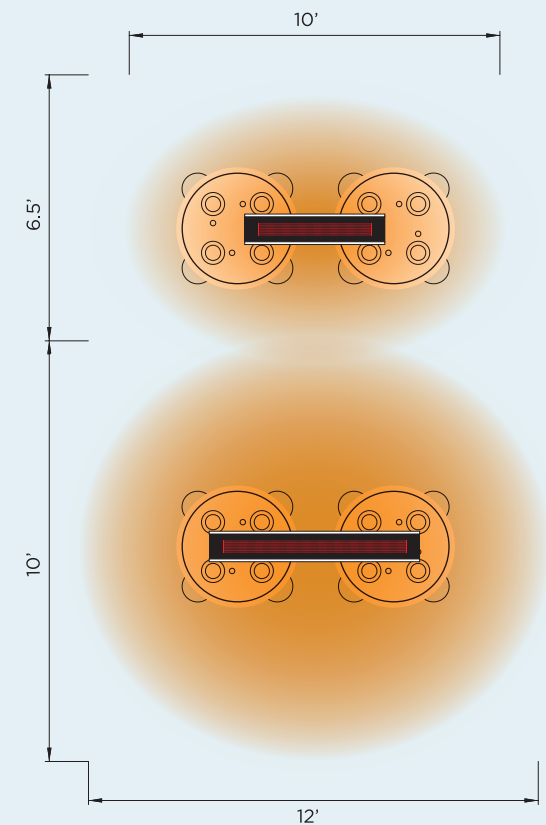
CEILING BRACKET (INCLUDED)



HEAT AREA

2300W SERIES
HEATING APPROXIMATELY 65FT²
2300W HEATING POWER

3400W SERIES
HEATING APPROXIMATELY 108FT²
3400W HEATING POWER



TUNGSTEN SMART-HEAT™ GAS

MODEL NUMBER	300 SERIES	500 SERIES
PRODUCT CODE	BH0210002-1 BH0210001-1	BH0210004-1 BH0210003-1
FUEL TYPE	LPG NG	LPG NG
COLOR	BLACK	BLACK
HEAT AREA	160FT ²	215FT ²
ELECTRICAL CONNECTION	110V/2A	110V/2A
MINIMUM FLOOR CLEARANCE	96"	96"
OUTPUT	26,000 BTU	43,000 BTU

MOUNTING OPTIONS

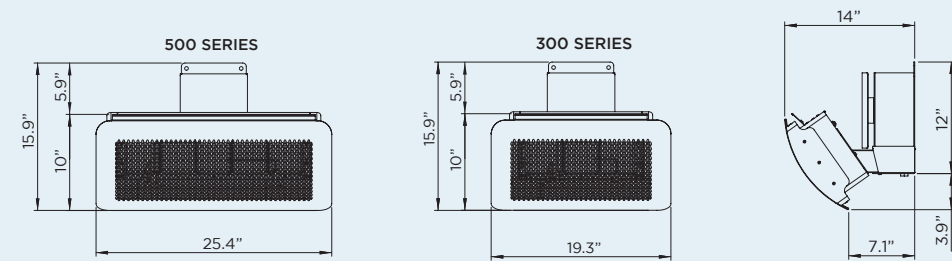
CEILING MOUNT	✓	✓
WALL MOUNT	✓	✓
RECESSED FLUSH MOUNT	-	-
CEILING POLE MOUNT	✓	✓
FREESTANDING	-	-

CONTROL OPTIONS

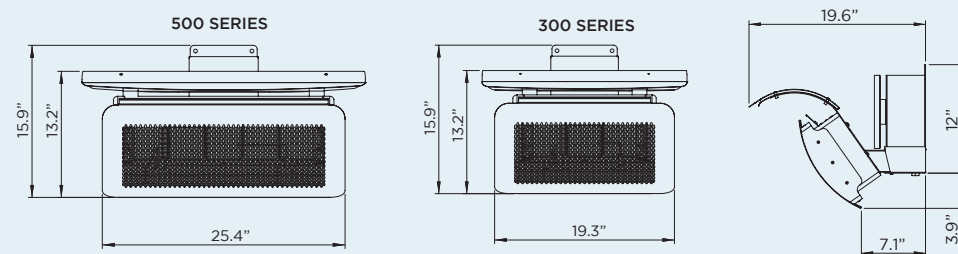
ON OFF	✓	✓
ON OFF PRODUCT CODE	BH3130010-1	BH3130010-1
DIMMER	-	-
MASTER REMOTE	-	-

Measurements displayed within this catalog are minimum requirements for installation. Bromic takes no responsibility for incorrect or non-compliant installations. All measurements in this catalogue are displayed in inches.

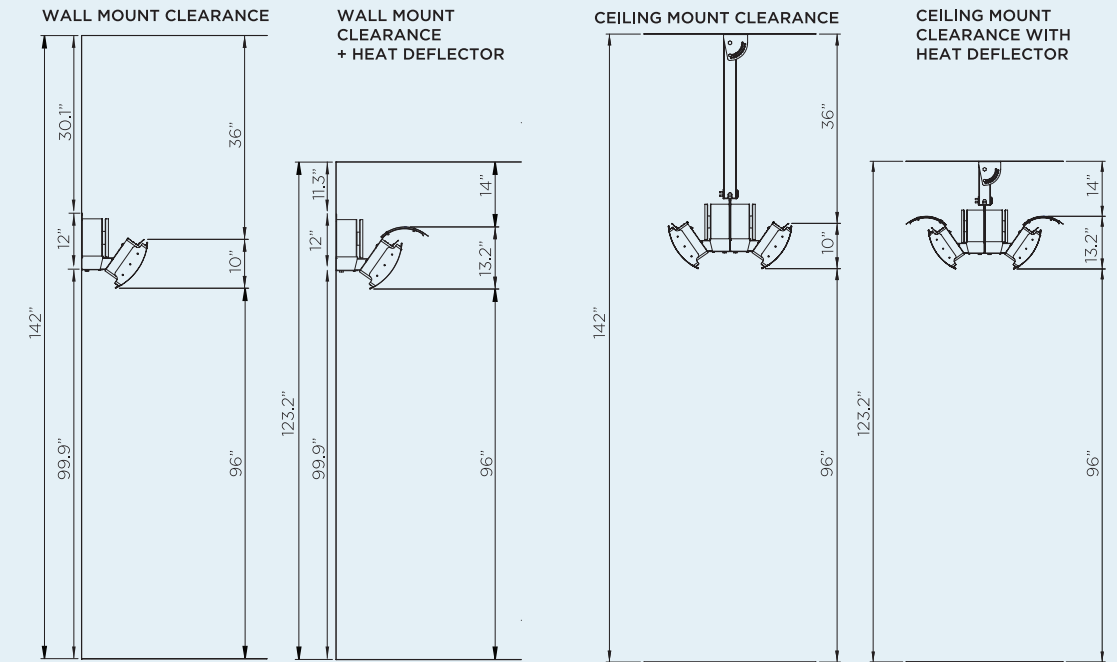
PRODUCT MEASUREMENTS



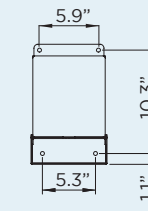
PRODUCT MEASUREMENTS WITH HEAT DEFLECTOR



CEILING & WALL MOUNT CLEARANCE

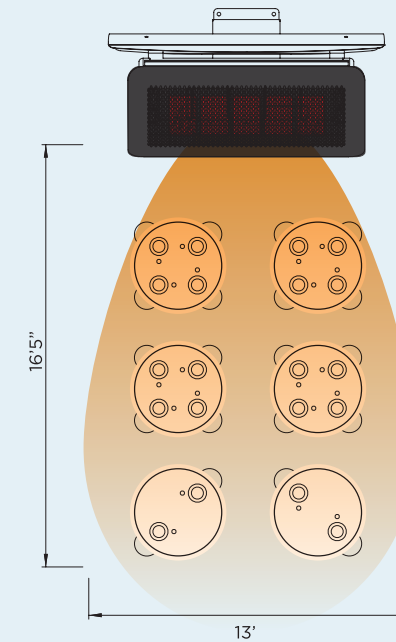


WALL BRACKET



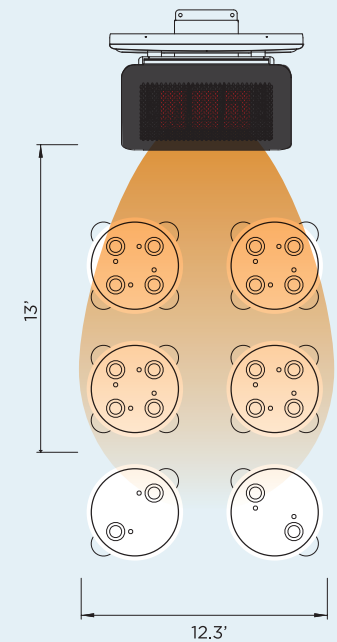
HEAT AREA

500 SERIES



HEATING APPROXIMATELY 215FT²
43,000 BTU HEATING POWER

300 SERIES



HEATING APPROXIMATELY 160FT²
26,000 BTU HEATING POWER

TUNGSTEN SMART-HEAT™ ELECTRIC

MODEL NUMBER	2000 SERIES	3000 SERIES	4000 SERIES	6000 SERIES
PRODUCT CODE	BH0420030	BH0420031	BH0420032 BH0420012	BH0420033 BH0420013
FUEL TYPE	ELECTRIC	ELECTRIC	ELECTRIC	ELECTRIC
COLOR	BLACK	BLACK	BLACK WHITE	BLACK WHITE
HEAT AREA	65FT ²	100FT ²	130FT ²	160FT ²
RATED CURRENT **	240V/8.3A 208V/9.62A 277V/7.22A	240V/12.5A 208V/14.42A 277V/10.83A	240V/16.6A 208V/19.23A 277V/14.44A	240V/25A 208V/28.85A 277V/21.66A
MINIMUM FLOOR CLEARANCE	WALL 72" CEILING 96"		WALL 72" CEILING 96"	

MOUNTING OPTIONS

CEILING MOUNT	✓	✓	✓	✓
CEILING RECESS KIT PRODUCT CODES	BH8180010	BH8180011	BH8180010	BH8180011
WALL MOUNT	✓	✓	✓	✓
RECESSED FLUSH MOUNT	✓	✓	✓	✓
CEILING POLE MOUNT	✓	✓	✓	✓
TUBE SUSPENSION KIT (36") PRODUCT CODE	BH8180012			
FREESTANDING	-	-	-	-

CONTROL OPTIONS

ON OFF	✓	✓	✓	✓
ON OFF PRODUCT CODE	BH3130010-1			
DIMMER	✓	✓	✓	✓
DIMMER PRODUCT CODE	BH3130011-1			
MASTER REMOTE *	✓	✓	✓	✓
MASTER REMOTE PRODUCT CODE	BH3130012			

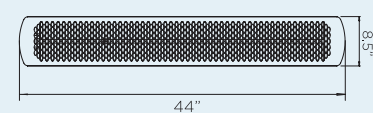
Measurements displayed within this catalog are minimum requirements for installation. Bromic takes no responsibility for incorrect or non-compliant installations. All measurements in this document are displayed in inches.

** Available in varying voltages: 240V, 208V and 277V

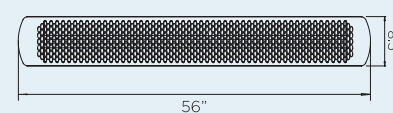
* Control up to six zones of heaters with unlimited heaters per zone from a single remote control. Dimmer control required. Works with dimming controllers. Remote control operates within 100ft of heaters.

PRODUCT MEASUREMENTS

2000W & 4000W

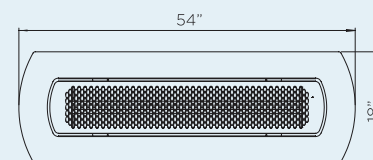


3000W & 6000W

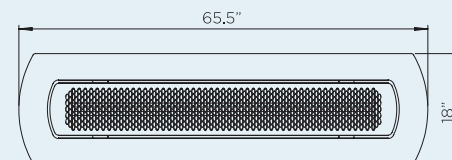


CEILING RECESS

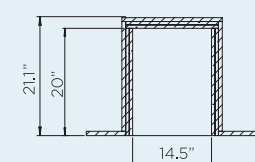
CEILING RECESS FRAME 2000W & 4000W



CEILING RECESS FRAME 3000W & 6000W

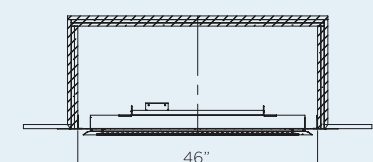


CEILING RECESS

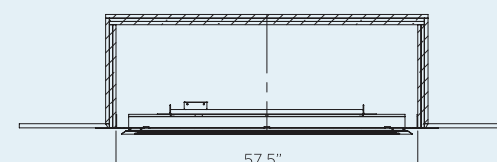


MINIMUM
CEILING CAVITY

2000W & 4000W



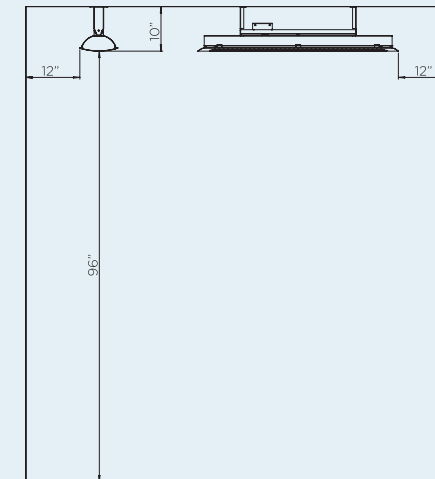
3000W & 6000W



CEILING & WALL MOUNT CLEARANCE

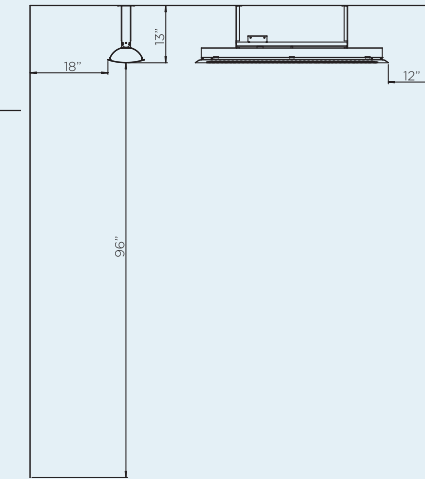
CEILING MOUNT CLEARANCE

2000W & 3000W



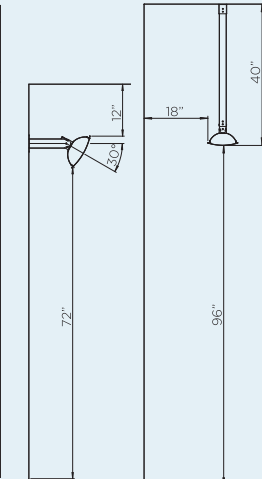
CEILING MOUNT CLEARANCE

4000W & 6000W




CEILING POLE CLEARANCE

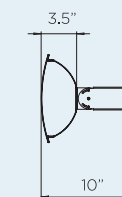
4000W & 6000W



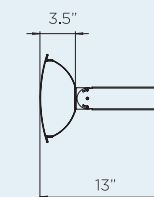
2000W & 3000W



WALL BRACKET (INCLUDED)



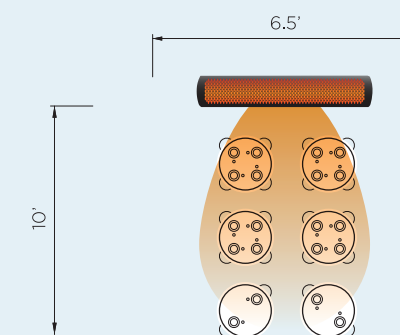
2000W & 3000W



4000W & 6000W

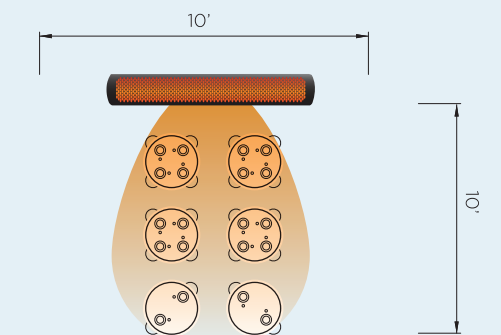
HEAT AREA

2000W SERIES



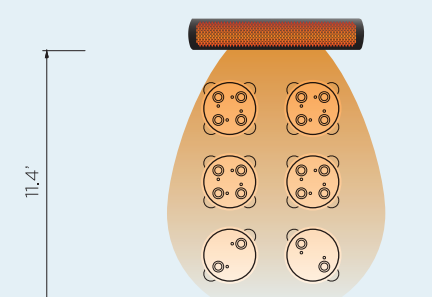
HEATING APPROXIMATELY 65FT²
2KW HEATING POWER

3000W SERIES



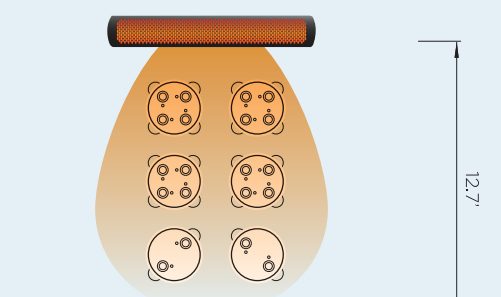
HEATING APPROXIMATELY 100FT²
3KW HEATING POWER

4000W SERIES



HEATING APPROXIMATELY 130FT²
4KW HEATING POWER

6000W SERIES



HEATING APPROXIMATELY 160FT²
6KW HEATING POWER

TUNGSTEN SMART-HEAT™ PORTABLE

MODEL NUMBER

PRODUCT CODE	BH0510001 BH0510005
FUEL TYPE	LPG NG
COLOR	BLACK
HEAT AREA	215FT ²
ELECTRICAL CONNECTION	-
MINIMUM CEILING CLEARANCE	36"
OUTPUT	38,500 BTU

MOUNTING OPTIONS

CEILING MOUNT	-
WALL MOUNT	-
RECESSED FLUSH MOUNT	-
CEILING POLE MOUNT	-
FREESTANDING	✓

CONTROL OPTIONS

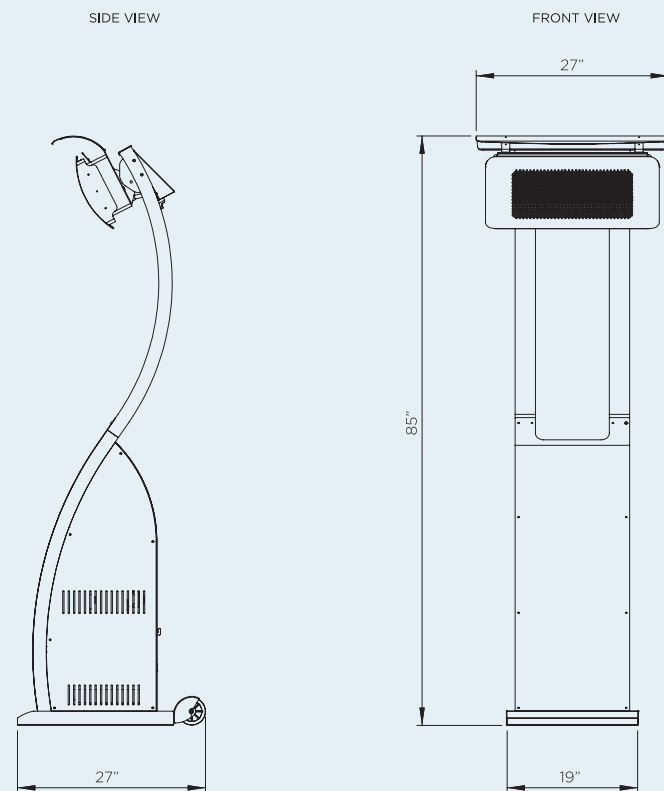
ON OFF	-
DIMMER	-
MASTER REMOTE	-

ADDITIONAL OPTIONS

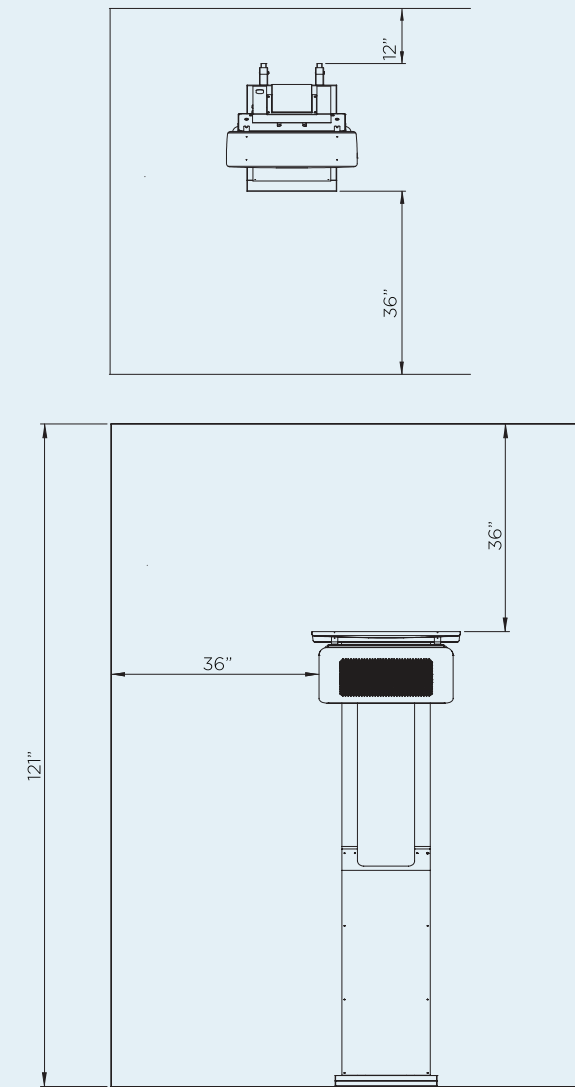
HEATER COVER PRODUCT CODE	BH3030010
---------------------------	-----------

Measurements displayed within this catalog are minimum requirements for installation. Bromic takes no responsibility for incorrect or non-compliant installations. All measurements in this catalogue are displayed in inches.

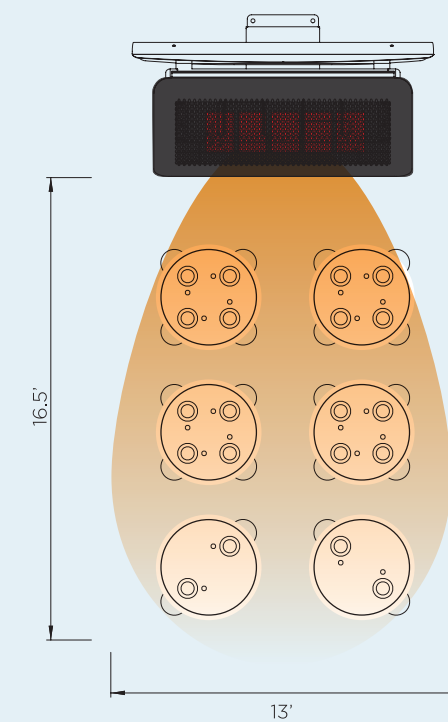
PRODUCT MEASUREMENTS




CEILING & WALL CLEARANCE



HEAT AREA



TUNGSTEN PORTABLE
HEATING APPROXIMATELY 215FT²
38,500 BTU HEATING POWER



DESIGN SERVICE

As part of our complimentary service, Bromic Heating Specialists will custom design and tailor a solution to best heat your outdoor living and entertainment spaces.





ABOUT **BROMIC GROUP**

Bromic's reputation for industry and innovation reaches back to 1978. Initially a supplier of gas components, Bromic has since grown to become an international leader that designs, manufactures and distributes a diverse range of quality, engineered products on a global scale.